

**JAL JEEVAN MISSION -----DISTRICT KULGAM**

**Introduction:**

Next to air, water is the most essential commodity required for the sustenance of human life. The quantum of its requirement depends upon the demand which has to be in line with the supply to satisfy the needs of the people in terms of water supply. The ever increasing demand due to the rise in population and changed life style of the people has made it necessary to provide water supply as per the requirement and hence the need to frame water supply programmes.

**Jal Jeevan Mission:**

To address the issue of water supply in the country, a flagship programme of Govt. of India has been launched by the Ministry of Jal Shakti, Govt. of India with the name Jal Jeevan Mission. The aim of the Programme is to provide water supply to every household in his home so that the inhabitants especially the women folk do not have to walk distances to get water for themselves. The supply to the inhabitants has to be appropriate both qualitatively and quantitatively for which the parameters of quality and quantity have been fixed. The slogan of the programme is "Har Ghar Nal Se Jal" where quality supply of 55 litres per capita per day is targeted to be provided to every inhabitant.

District Kulgam has a rural population of 4.50 lac souls. The District has 482 No. of habitations in 279 No. of villages where some of the households are connected to supply and others are being provided water through PSPs. The service level is different in different villages which has to be brought to at least 55 LPD in this programme and every household has to be connected with sustained water supply as per Jal Jeevan Mission guidelines issued by the Ministry of Jal Shakti. The habitations are spread over 178 No. of Panchayats and 11 No. of blocks.

60225 No. of rural households, at present in the District have been updated and registered on YDU & IMIS websites of Govt. of India, Ministry of Jal Shakti. Out of the total number of households, 32130 No. of households have been connected to water supply while the remaining i.e., 28095 No. of households are to be connected besides raising the service level of already connected households and addressing quality issues of the existing schemes through Retrofitting. Panchayati Raj Institutions are to be fully involved in planning, execution and later on, the maintenance of the schemes to be taken up under Jal Jeevan Mission as the set procedure has been adopted which is being propagated in all districts. In all 140 No. of schemes are taken up under Jal Jeevan Mission in Kulgam District at an estimated cost of Rs. 467.65 Crore out of which 58 No. of schemes are New schemes and 82 No. of schemes are retrofitting schemes or under execution NRDWP schemes.

It will not be out of place to mention here that 47 No. of schemes are under execution under existing programmes of the Languishing (JKIDFC), NABARD and District Sector which shall supplement Jal Jeevan Mission.

The revision of DAP is mainly due to rate escalation and change in proposals as desired by PRI/BDC/DDC members which has been implemented in compliance to Govt of India order No vide F.No.W-11011/49/202-JJM-I-DDWS, dated 22.04.2022 and Apex committee decisions vide reference No SMD/JJM-J&K/27/2021-22/771-73, dated 29.09.2021. Besides some water supply viz: WSS's Parigam (Distt Sector), Khandepora (Distt Sector), Ahmadabad Trangzadu (Distt Sector) Magremohalla Watoo (NABARD), Chadder Matalhama (NABARD), Noonmai (NABARD), Kadder Turigam (Languishing) and Hadigam (Languishing) having balance cost of Rs 3272.12 lacs have been dropped from their parent program due to poor funding and change of proposals in some cases and are now proposed under JJM. Further, the 02 No WSS's for transit accommodation at Mirhama and Chowgam for estimated cost of Rs 592.0 lacs are also proposed under JJM.

Executive Engineer,

Executive Engineer,

Superintending Engineer,

Jal Shakti (PHE) Division Qazigund

Member DJJM

Jal Shakti (PHE) Division KULGAM

Member DJJM


Hyd. Circle, Anantnag/Kulgam H.Q: Anantnag

Member Secretary DJJM

## District Kulgam

Rs. in lakh

1. General Information		
a.	No. of census-coded villages as per Census 2011	279
b.	No. Of Habitations	482
c.	No. Of Households	60225
d.	No. Of blocks	11
e.	No. Of Panchayats	178
<b>2. Coverage of Habitations, FHTCs (Functional Household Tap Connection)</b>		
(i)	Coverge including Sustainability and Quality Improvement and O&M	34846.78
(ii)	Retrofication	8859.31
<b>Total (2)</b>		<b>43706.09</b>
<b>3. Support Activities @5% of JIM Cost</b>		
(i)	Engaging implementation Support Agencies (ISAs)	
(ii)	IEC/BCC Activities	
(iii)	HRD-Engaging experts/Support staff (SPMU, DPMU, etc.)	
(iv)	Capacity building activities	
(v)	Skill development (masons, plumbers, electricians, fitters, etc.)	
(vi)	Mobilization of local communities	
(vii)	Third-party inspection	2185.30
(viii)	Establishment of public grievance redressal system/setting up of call centre	
(ix)	Documentation	
(x)	Setting up knowledge centres/centres of excellence	
(xi)	Organizing conferences/workshops, etc.	
<b>Total (3)</b>		<b>2185.30</b>


  
**Executive Engineer**  
**Special PHE JSD**  
 Kulgam

  
**Executive Engineer**  
**Prasanna Shakti Deptt. (PHE)**  
 Division Qazigund

  
**District Superintendent**  
 Hydraulic Circle, Anantnag/Kulgam  
 H. Q. Anantnag

<b>4. Plan for Water Quality Monitoring &amp; Surveillance WQM&amp;SP @2% of JJM Cost</b>		
(i)	Setting up of State Laboratories	
(ii)	Setting up of District Level Laboratories	
(iii)	Setting up of Sub Divisional Level Laboratories	
(iv)	Setting up of Block Level Laboratories	
(v)	Laboratories for Public-Private Partnership (PPP)	
(vi)	Procurement of Field Test Kits (FTKs)/Reagents	
(vii)	Display of water quality testing laboratory details in prominent locations in villages	
(viii)	Awareness generation on water quality issues, water borne diseases and health impacts.	874.12
(ix)	Water safety planning	
(x)	Behavioural change communication	
(xi)	Audio-visual publicity on ill effects of consuming contaminated water, process of getting water quality sources, tested, importance of sanitary inspection, etc.	
(xii)	Wall writings promoting tap water	
(xiii)	Slogans, group meetings, street plays, PRA activities, exhibits, etc. on water quality	
(xiv)	Capacity building material preparation and production	
	<b>Total (4)</b>	<b>874.12</b>
	<b>Grand Total (1+2+3+4)</b>	<b>46765.51</b>

  
**Executive Engineer,**  
**Jal Shakti (PHE) Division,**  
**Qazigund**  
**Member DJJM**

  
**Executive Engineer,**  
**Jal Shakti (PHE) Division,**  
**KULGAM**  
**Member DJJM**

  
**Superintending Engineer,**  
**Hyd. Circle, Anantnag/Kulgam,**  
**HQ: Anantnag**  
**Member Secretart DJJM**

## District Kulgam

## PROPOSED BLOCK-WISE PHYSICAL COVERAGE

Sl. No.	Block	Retrofitting		NEW		NRDWP		Langushing		NABARD		MNP		TOTAL								
		No.	Existing HHS	New HHS	No.	Existing HHS	New HHS	No.	Existing HHS	New HHS	No.	Existing HHS	New HHS	No.	Existing HHS	New HHS						
1	BEHIBAGH	1692	647	1045	2978	1440	1538	292	168	124	492	243	249	413	206	207	488	428	60	6355	3132	3223
2	Devsar	1674	1252	422	2951	1445	1506	339	138	201	1042	565	477	1323	1156	167	0	0	0	7329	4556	2773
3	DH PORA	135	63	72	2839	1181	1658	532	82	450	1008	521	487	0	0	0	765	358	407	5279	2205	3074
4	DK MARG	41	21	20	4012	1334	2678	0	0	0	331	79	252	0	0	0	0	0	0	4384	1434	2950
5	FRISAL	1133	739	394	740	259	481	0	0	0	894	716	178	0	0	0	0	0	0	2767	1714	1053
6	KULGAM	2666	1680	986	3148	1933	1215	0	0	0	1391	962	429	1252	1085	167	213	209	4	8670	5869	2801
7	Kund	1214	836	378	293	129	164	0	0	0	750	542	208	325	108	217	257	81	176	2839	1696	1143
8	Manzgam	442	94	348	4169	1340	2829	0	0	0	261	116	145	0	0	0	0	0	0	4872	1550	3322
9	Pahloo	1532	770	762	1573	921	652	435	228	207	656	273	383	1323	847	476	0	0	0	5519	3039	2480
10	POMBAY	1298	684	614	2609	1231	1378	0	0	0	485	435	50	431	328	103	0	0	0	4823	2678	2145
11	QAIMOH	829	459	370	3822	1870	1952	0	0	0	644	515	129	2093	1413	680	0	0	0	7388	4257	3131
	<b>Total</b>	<b>12656</b>	<b>7245</b>	<b>5411</b>	<b>29134</b>	<b>13083</b>	<b>16051</b>	<b>1598</b>	<b>616</b>	<b>982</b>	<b>7954</b>	<b>4967</b>	<b>2987</b>	<b>7160</b>	<b>5143</b>	<b>2017</b>	<b>1723</b>	<b>1076</b>	<b>647</b>	<b>60225</b>	<b>32130</b>	<b>28095</b>

Executive Engineer,  
Jal Shakti (PHE) Division,  
Qazigund  
Member DJJM

Executive Engineer,  
Jal Shakti (PHE) Division,  
KULGAM  
Member DJJM

Superintending Engineer,  
Hyd. Circle, Anantnag/Kulgam,  
HQ: Anantnag  
Member Secretary DJJM

## District Kulgam

## Blockwise Nature of Proposed Schemes.

(In lakh)

Sl. No.	Block	Retrofitting		NEW		NRDWP				Languishing			NABARD			MNP			TOTAL						
		No.	Cost	No.	Cost	Without Retro (Nos)	With Retro (Nos)	Balance Cost	JIM Cost	Without Retro (Nos)	With Retro (Nos)	Balance Cost	JIM Cost	Without Retro (Nos)	With Retro (Nos)	Balance Cost	JIM Cost	JIM Schemes (Nos)	Non-JIM Schemes (Nos)	Balance Cost of Non-JIM	JIM/NRDWP Cost				
1	BEHIBAGH	7	641.29	2	4111.00	0	1	92.23	373.77	0	1	83.04	139.36	0	2	92.64	245.63	0	1	0.00	268.47	14	4	175.68	5871.75
2	Devsar	5	776.02	6	2931.81	1	0	49.47	0.00	2	1	39.93	91.18	0	0	350.63	0.00	0	0	0.00	0.00	13	5	440.03	3848.48
3	DH PORA	1	56.00	11	4300.45	1	1	135.94	239.28	2	3	246.30	192.56	0	0	0.00	0.00	0	1	0.00	710.00	18	6	382.24	5634.23
4	DK MARG	1	80.00	9	3124.87	0	0	0.00	0.00	1	1	56.71	50.00	0	0	0.00	0.00	0	0	0.00	0.00	11	2	56.71	3254.87
5	FRISAL	3	332.58	1	1386.96	0	0	0.00	0.00	0	3	307.22	190.48	0	0	0.00	0.00	0	0	0.00	0.00	7	3	307.22	1910.02
6	KULGAM	7	933.84	6	3775.71	0	0	0.00	0.00	0	3	526.00	431.70	1	2	462.53	108.81	0	1	0.00	196.30	19	7	988.53	5446.36
7	Kund	6	338.43	2	280.34	0	0	0.00	0.00	1	1	112.48	34.23	1	0	183.36	0.00	1	0	115.56	0.00	9	4	411.40	653.00
8	Manzgam	2	305.00	6	7074.70	0	0	0.00	0.00	1	1	113.12	43.09	0	0	0.00	0.00	0	0	0.00	0.00	9	2	113.12	7422.79
9	Pahloo	5	519.65	7	2107.59	0	2	95.14	194.86	0	3	94.73	60.00	1	1	225.77	15.00	0	0	0.00	0.00	18	5	415.64	2992.24
10	POMBAY	2	515.45	5	2214.00	0	0	0.00	0.00	1	0	341.50	0.00	0	1	94.86	28.24	0	0	0.00	0.00	8	2	436.36	2757.69
11	QAIMOH	4	439.09	3	3166.57	0	0	0.00	0.00	0	3	70.18	95.00	0	4	890.43	214.00	0	0	0.00	0.00	14	7	960.61	3914.66
	Total	43	4937.35	58	34474.00	2	4	372.78	807.91	8	20	1991.21	1327.60	5	10	2300.22	611.68	1	3	115.56	1174.77	140	47	4687.54	43706.09

Executive Engineer,  
Jal Shakti (PHE) Division,  
Qazigund  
Member DJJM

Executive Engineer,  
Jal Shakti (PHE) Division,  
KULGAM  
Member DJJM


Superintending Engineer,  
Hyd. Circle, Anantnag/Kulgam,  
HQ: Anantnag  
Member Secretary DJJM

**JAL JEEVAN MISSION  
BLOCK-WISE PHASING ---- DISTRICT KULGAM**

Sl. No.	Block	No. of Households			ACTION PLAN FOR COVERAGE OF HOUSEHOLDS				Remarks
		Connected	Un-connected	Total	Target 2022-23		Target 2023-24		
					No. of Households	Funds Required	No. of Households	Funds Required	
1	BEHIBAGH	3132	3223	6355	3223	5287.58	0	584.18	
2	Devsar	4556	2773	7329	2773	3463.63	0	384.85	
3	DH PORA	2205	3074	5279	3074	5070.81	0	563.42	
4	DK MARG	1434	2950	4384	2950	2929.38	0	325.49	
5	FRISAL	1714	1053	2767	1053	1719.02	0	191.00	
6	KULGAM	5869	2801	8670	2801	4901.72	0	544.64	
7	Kund	1696	1143	2839	1143	560.70	0	62.30	
8	Manzgam	1550	3322	4872	3322	6680.51	0	742.28	
9	Pahloo	3039	2480	5519	2480	2701.35	0	290.89	
10	POMBAY	2678	2145	4823	2145	2481.92	0	275.77	
11	QAIMOH	4257	3131	7388	3131	3523.19	0	391.47	
	<b>Total</b>	<b>32130</b>	<b>28095</b>	<b>60225</b>	<b>28095</b>	<b>39319.82</b>	<b>0</b>	<b>4356.27</b>	

  
Executive Engineer,  
Jal Shakti (PHE) Division,  
Qazigund  
Member DJJM

  
Executive Engineer,  
Jal Shakti (PHE) Division,  
KULGAM  
Member DJJM

  
Superintending Engineer,  
Hyd. Circle, Anantnag/Kulgam,  
HQ: Anantnag  
Member Secretart DJJM



S. No.	Name of MSS	Name of the Original Programme	Retrofitted/ NEW/Ongoing	Est Cost under JAM (lac)	Year of Start	ESTT COST Of Ongoing Schemes	Balance Cost of Ongoing Schemes (As on 01.04.2022)	Proposed Allocation under JAM for 2022-23 (lac)	Q1	Q2	Q3	Q4	Total FY 2022-23 (Q1+Q2+Q3+Q4)	2023-24 (lac)	Block Name	Purchase Name	Village Name	Habitat Name	Total HHS	Connecte d HHS	Un- connected HHS	Hhs. to be covered	Hhs to be connected	Soils to be Benefitted	Total Pop-2021
8	WSS for Migrant Transit Accomodation Chongam		NEW	237.00	2022-23		0.00	47.40	47.40	47.40	118.50	213.50	23.70	Devsar	Chongam A	Chongam	Chongam (partly)	200	27	173	1	173	1661	1920	
9	Chachamli Jabal		NEW	486.47	2022-23		0.00	97.29	97.29	97.29	243.24	497.82	48.65	OH POBA	Gandwana	Chachamli	Chachamli	75	31	44	1	44	308	525	
10	Aug Mandimarg Gudoom		NEW	976.51	2022-23		0.00	195.30	195.30	195.30	488.26	878.86	97.65	OH POBA	Gandwana	GANDWANA	GANDWANA	175	20	155	1	155	1066	1203	
11	Augmentation Bilgath		NEW	615.51	2022-23		0.00	123.06	123.06	307.66	553.78	61.53	OH POBA	WATIGAM	WATIGAM	WATIGAM	20	5	15	1	15	113	150		
12	Aug Dregthal Wairpora		NEW	742.30	2022-23		0.00	148.58	148.58	371.45	668.61	74.29	OH POBA	Wairpora	Wairpora	Wairpora	170	78	92	1	92	642	1185		
13	Laloo G8		NEW	139.19	2022-23		0.00	27.84	27.84	69.60	125.27	13.92	OH POBA	Laloo	Laloo	Laloo G8	Laloo G8	20	0	20	1	20	160	160	
14	Pareung Kounthal		NEW	314.00	2022-23		0.00	62.80	62.80	157.00	282.60	31.40	OH POBA	Kounthal	Kounthal	Kounthal	46	5	41	1	41	276	309		
15	CS Ralher		NEW	122.98	2022-23		0.00	24.60	24.60	61.49	110.68	12.90	OH POBA	H.M.Gurti	CHAKI SAMUD	CHAKI SAMUD	78	10	68	1	68	480	550		
16	Verhah		NEW	275.09	2022-23		0.00	55.02	55.02	137.25	247.58	27.51	OH POBA	Verhah A	BATHER	BATHER	155	57	98	1	98	390	600		
17	Veroo wadigan		NEW	208.00	2022-23		0.00	41.60	41.60	104.00	187.20	20.80	OH POBA	Verhah B	VARIGHA	VARIGHA	61	6	55	1	55	415	460		
18	Saman Karon		NEW	246.00	2022-23		0.00	49.20	49.20	123.00	221.40	24.60	OH POBA	Verhah B	WATIGAM	WATIGAM	121	40	81	1	81	546	815		
19	H.M.Gurti		NEW	174.00	2022-23		0.00	34.80	34.80	87.00	156.60	17.40	OH POBA	H.M.Gurti	MARGDAL	MARGDAL	82	24	58	1	58	408	576		
20	Aug. Dk.Marg Serrim		NEW	786.82	2022-23		0.00	157.28	157.28	393.46	708.23	78.69	OH MAANG	D.K.MARG A	DAND KANDI	DAND KANDI	600	225	375	1	375	2375	3800		

*(Handwritten signature)*

**Executive Engineer**  
Special PHE JOD  
Kulgam

**Executive Engineer**  
JAL Shakti Deptt. (PHE)  
Division Qazigund

**District Superintending Engineer,**  
Hydraulic Circle, Anantnag/Kulgam  
H. Q. Anantnag



S. No.	Name of WSS	Name of the Original Programme	Year of Start	ESTT COST Or Original Schemes	Balance Cost of Original Schemes (As on 01.04.2022)	Proposed Allocation under JIM for 2022-23 (lac)				Total FY 2022-23 (Q1+Q2+Q3+Q4)	2023-24 (lac)	Block Name	Panchayat Name	Village Name	Habitation Name	Total Hhs	Connecte d Hhs	Un- connecte d Hhs	Hhs. to be covered	Hhs to be connected	Sole to be benefited	Total Pop-2021
						Q1	Q2	Q3	Q4													
21	Avg Nagan Salkhanen		NEW	NEW	0.00	81.44	81.44	209.61	366.49	40.72	DK MARG	Dargen	Dargen	SULKHANEN	50	27	23	1	23	158	343	
22	Bedjillan		NEW	NEW	0.00	92.47	92.47	231.18	416.12	46.24	DK MARG	Nagan 2-4	Nagam	CHOT NAGAM	100	10	90	1	90	450	500	
23	Boh Dargen Rajpora		NEW	NEW	0.00	79.24	79.24	198.11	356.59	39.62	DK MARG	Nagan 2-4	Nagam	SALAM KANER	200	81	119	1	119	2514	3000	
24	Duduchan		NEW	NEW	0.00	15.00	15.00	37.50	67.50	7.50	DK MARG	Dargen	Dargen	DUDUCHANA	75	11	64	1	64	486	758	
25	Gulzarabad		NEW	NEW	0.00	30.00	30.00	75.00	135.00	15.00	DK MARG	Gulzarabad	DANDOWARD	DANDOWARD	100	36	64	1	64	486	758	
26	Humaptri bhabadi		NEW	NEW	0.00	45.20	45.20	113.00	203.40	22.60	DK MARG	Gulzarabad	DANDOWARD	DANDOWARD	50	5	45	1	45	322	348	
27	Kempora Rohmer		NEW	NEW	0.00	107.83	107.83	269.59	485.25	53.92	DK MARG	Logppora	LOGGORORA	LOGGORORA	20	5	15	1	15	113	200	
28	Nagard		NEW	NEW	0.00	16.40	16.40	41.00	73.80	8.20	DK MARG	Chimner A	CHIMNER	CHIMNER	40	7	33	1	33	401	522	
29	TARIGAM HAWCOORA		NEW	NEW	0.00	277.29	277.29	693.48	1248.26	138.70	FRSAL	Chimner A	CHIMNER	CHIMNER	150	11	139	1	139	2293	2425	
30	Arren Ambhoo		NEW	NEW	0.00	146.00	146.00	365.00	657.00	73.00	QAMONH	Arren A	CHIMNER	CHIMNER	40	8	32	1	32	405	522	
31	Avgan zaxipora		NEW	NEW	0.00	59.00	59.00	147.50	265.50	28.50	FRSAL	Chimner B	CHIMNER	CHIMNER PARTY	200	98	102	1	102	688	1348	
32	Bugam Sunjam		NEW	NEW	0.00	181.60	181.60	454.00	817.20	90.80	FRSAL	Chimner B	CHIMNER	CHIMNER PARTY	42	28	14	1	14	100	300	
33	Hedgam		NEW	NEW	0.00	84.00	84.00	210.00	378.00	42.00	FRSAL	Chimner B	CHIMNER	CHIMNER PARTY	20	5	15	1	15	102	135	
34	Ketroo Shilpora		NEW	NEW	0.00	118.89	118.89	297.23	535.01	59.45	FRSAL	Chimner B	CHIMNER	CHIMNER PARTY	43	12	31	1	31	374	461	
35	CHECOPORA (BRALOO)		NEW	NEW	0.00	165.65	165.65	414.13	745.43	82.83	FRSAL	Chimner B	CHIMNER	CHIMNER PARTY	90	38	52	1	52	493	822	
36	Augmentation Wafpora		NEW	NEW	0.00	26.07	26.07	65.17	117.31	13.03	FRSAL	Chimner B	CHIMNER	CHIMNER PARTY	102	42	60	1	60	383	651	
37	WST Thuroo (JH)		NEW	NEW	0.00	30.00	30.00	75.00	135.00	15.00	FRSAL	Chimner B	CHIMNER	CHIMNER PARTY	20	5	15	1	15	113	200	
38	Saqan		NEW	NEW	0.00	227.89	227.89	569.72	1025.49	113.94	FRSAL	Chimner B	CHIMNER	CHIMNER PARTY	40	7	33	1	33	401	522	

*(Handwritten signature)*

**Executive Engineer**  
Special PHE JSD  
Kulgam

**Executive Engineer**  
Shakti Dept. (PHE)  
Division Gazigund

**District Superintending Engineer,**  
Hydraulic Circle, Anantnag/Kulgam,  
H. O. Anantnag

710

710

S. No.	Name of WSS	Name of the Original Programme	Retrofitting/ NEW/Ongoing	Est Cost under JIM (lak)	Year of Start	ESTT COST Of Ongoing Schemes	Balance Cost of Ongoing Schemes (as on 01.04.2023)	Proposed Allocation under JIM for 2022-23 (lak)				Total FY 2022-23 (Q1+Q2+Q3+Q4)	2023-24 (lak)	Block Name	Panchayat Name	Village Name	Habitation Name	Total HHs	Connecte d HHs	Un- connected HHs	Hhs. to be covered	Hhs to be connected	Souls to be benefited	Total Pop-2021
								Q1	Q2	Q3	Q4													
39	Aug Mangam Gekimpore		NEW	927.38	2022-23		0.00	185.48	185.48	463.69	834.64	92.74	Mangam	Avil	RAJIPORA	RAJIPORA	73	30	43	1	43	301	511	
			NEW										Mangam	HALAN	HALAN	HALAN	193	22	171	1	171	1233	1391	
			NEW										Mangam	HALAN	KULINARH	KULINARH	27	2	25	1	25	181	195	
			NEW										Mangam	K.B.Pora A	BANGWARD	BANGWARD	205	23	182	1	182	1290	1453	
			NEW										Mangam	K.B.Pora A	Dangpore	Dangpore	20	3	17	1	17	158	185	
			NEW										Mangam	K.B.Pora A	G. B. KHUR	G. B. KHUR	67	6	61	1	61	488	535	
			NEW										Mangam	K.B.Pora A	KHURI BATPORA	KHURI BATPORA	350	177	173	1	173	1330	2090	
			NEW										Mangam	K.B.Pora A	KHALSA	KHALSA	60	20	40	1	40	296	443	
			NEW										Mangam	K.B.Pora B	KULIBATPORA AAGR	SHIKRIYANG	15	2	13	1	13	87	100	
			NEW										Mangam	K.B.Pora C	BAGHIAL	BAGHIAL	220	26	194	1	194	1366	1549	
			NEW										Mangam	K.B.Pora C	BARPORA	BARPORA	80	18	62	1	62	475	612	
			NEW										Mangam	K.B.Pora C	K.B.Pora Khalsa	K.B.Pora Khalsa	80	20	60	1	60	482	642	
			NEW										Mangam	Mangam A	GALWANPORA	GALWANPORA	66	392	56	1	56	392	462	
			NEW										Mangam	Mangam A	KANDIHARD	KANDIHARD	80	43	80	1	80	583	895	
			NEW										Mangam	Mangam A	MAJIPORA	MAJIPORA	115	40	75	1	75	510	781	
			NEW										Mangam	Mangam B	MANZGAMMAN	MANZGAMMAN	265	194	71	1	71	489	1822	
			NEW										Mangam	Mangam B	MANZGAM	MANZGAM	130	55	75	1	75	514	890	
			NEW										Mangam	Mangam B	Usarpore	Usarpore	60	20	40	1	40	270	404	
40	Aug Chagelpore Bahpore		NEW	409.24	2022-23		0.00	81.85	81.85	204.62	368.32	40.92	Mangam	CHOGALPORA	Chagelpore	Chagelpore	230	111	119	1	119	832	1607	
			NEW										Mangam	varco	Bahpore	BATH PORA	120	60	60	1	60	399	798	
41	Common RWM for various WSS's of Mangam section.		NEW	3598.30	2022-23		0.00	719.70	719.70	1799.25	3238.65	359.85	Mangam	MP	AW	NIL	0	0	0	0	0	0	0	
42	Mirwan		NEW	263.79	2022-23		0.00	52.76	52.76	131.90	237.41	26.38	Mangam	Mirwan	MIRWANI	MIRWANI	130	45	85	1	85	576	880	
43	Majray Mohallah Wason		NEW	738.36	2022-23		0.00	147.27	147.27	368.18	662.72	73.64	Mangam	Mirwan	Wason	Wason Mah	235	120	115	1	115	817	1669	
			NEW										Mangam	Wason A	Wason	ADABAL	120	20	100	1	100	781	937	
			NEW										Mangam	Wason B	Wason	BOSS	30	30	0	1	30	231	307	
			NEW										Mangam	Wason B	Wason	CHAK AUTOO	40	23	117	1	117	813	922	
			NEW										Mangam	Wason B	Wason	LAKHMANIANG	20	7	1	1	7	7	132	
44	Augmentation Dardgund (lft)		NEW	175.25	2022-23		0.00	35.05	35.05	87.63	157.73	17.33	Pahlo	Dardgund	Dardgund	Dardgund	158	122	36	1	36	321	1407	
45	Augmentation Lannar		NEW	495.10	2022-23		0.00	99.02	99.02	247.55	445.59	49.51	Pahlo	Lannar A	Lannar	Lannar	325	199	126	1	126	1590	4100	
			NEW										Pahlo	Lannar B	Lannar	Kulhard	52	29	23	1	23	299	585	
			NEW										Pahlo	Lannar B	Lannar	Koran	27	0	27	1	27	194	194	
			NEW										Pahlo	Lannar B	Lannar	Tread mohallah	35	1	34	1	34	316	325	
			NEW										Pahlo	Lannar B	Lannar	Shilabho	26	19	7	1	7	48	182	
			NEW										Pahlo	Lannar B	Lannar	Hellan	96	41	55	1	55	485	845	
			NEW										Pahlo	Lannar B	Lannar	Chantward	22	7	15	1	15	109	199	
			NEW										Pahlo	Lannar B	Lannar	Borbh	54	6	48	1	48	394	443	
			NEW										Pahlo	Lannar B	Lannar	Shilabho	26	19	7	1	7	49	182	
46	WSS Ashni GB		NEW	133.71	2022-23		0.00	26.74	26.74	66.86	120.34	13.37	Pahlo	Ashni	Ashni	Ashni GB	20	0	20	1	20	160	160	

*[Handwritten signature]*

**Executive Engineer**  
Special PHE JSD  
Kulgam

**Executive Engineer**  
Special PHE Deptt. (PHE)  
Division Gazigund

**Executive Engineer**  
District Superintending Engineer,  
Hydraulic Circle, Ananthnag/Kulgam  
H. Q. Ananthnag

S. No.	Name of WSS	Name of the Original Programme	Retrofitting/ NEW/Ongoing	Est Cost under JIM (lak)	Year of Start	ESTT COST Of Ongoing Schemes (As on 01.04.2022)	Balance Cost of Ongoing Schemes (As on 01.04.2022)	Proposed Allocation under JIM for 2022-23 (lak)				Total FY 2022-23 (Q1-Q4)	2023-24 (Q1-Q4)	Block Name	Panchayat Name	Village Name	Habitation Name	Total HHS	Connecte d HHS	Un- connected HHS	Hhs. to be covered	Hhs. to be connected	Soul to be Benefitted	Total Pop-2021
								Q1	Q2	Q3	Q4													
47	WSS Chitripora	-	NEW	342.59	2022-23		0.00	68.52	68.52	171.30	308.33	31.26	Pahlo	GASIREBA	Chitripora	GASIREBA	110	84	26	1	26	179	757	
48	WSS Shilho Sachin	-	NEW	499.38	2022-23		0.00	99.88	99.88	249.69	448.44	48.94	Pahlo	GASIREBA	Chitripora	GASIREBA	120	74	46	1	46	312	813	
49	WSS Kholora	-	NEW	282.26	2022-23		0.00	52.47	52.47	131.18	236.12	28.24	Pahlo	Shilho Sachin	Shilho Sachin	160	139	21	1	21	153	1162		
50	WSS Lanher Porbilal	-	NEW	159.20	2022-23		0.00	39.84	39.84	99.60	179.28	18.92	Pahlo	KHULOBA	KHULOBA	145	73	72	1	72	643	1334		
51	Adlian	-	NEW	309.00	2022-23		0.00	61.80	61.80	154.50	278.10	30.90	Pahlo	LANKER PAARI	LANKER PAARI	76	2	74	1	74	613	629		
52	Mihama Mobergam	-	NEW	714.00	2022-23		0.00	142.80	142.80	357.00	642.60	71.40	POMBAV	Mihama	ADLIAN	MIRBATA A	618	297	321	1	321	1929	3212	
53	Mihama Ladipora	-	NEW	550.00	2022-23		0.00	70.00	70.00	175.00	315.00	35.00	POMBAV	Mihama	MIRBATA B	MIRBATA B	168	80	88	1	88	833	1990	
54	Parhwan setipora	-	NEW	486.00	2022-23		0.00	97.20	97.20	243.00	437.40	48.60	POMBAV	Mihama	UDORA	UDORA	290	91	199	1	199	1191	1725	
55	WSS Transit Camp accomodation at Mihama	-	NEW	355.00	2022-23		0.00	71.00	71.00	177.50	319.50	35.50	POMBAV	Mihama	TRANT CAMP	TRANT CAMP	192	0	192	1	192	1152	1152	
56	CHAODER MATALHAMA	-	NEW	773.89	2022-23		0.00	154.78	154.78	386.95	696.50	77.39	QAMKOH	Kherwan Chadder	KHERWAN CHADDER	KHERWAN	150	98	52	1	52	351	1011	
57	QAMKOH KHUOVANI	-	NEW	1715.68	2022-23		0.00	343.14	343.14	857.84	1544.11	171.57	QAMKOH	Kherwan Chadder	KHERWAN CHADDER	KHERWAN	101	71	30	1	30	248	833	
													QAMKOH	Kherwan Chadder	KHERWAN CHADDER	MUTALHAMA	362	78	284	1	284	1846	2392	
													QAMKOH	Kherwan Chadder	KHERWAN CHADDER	MUTALHAMA	175	153	22	1	22	151	1197	
													QAMKOH	Kherwan Chadder	KHERWAN CHADDER	MUTALHAMA	157	157	0	1	0	0	1048	
													QAMKOH	Kherwan Chadder	KHERWAN CHADDER	MUTALHAMA	130	106	24	1	24	154	833	
													QAMKOH	Kherwan Chadder	KHERWAN CHADDER	MUTALHAMA	72	25	47	1	47	392	999	
													QAMKOH	Kherwan Chadder	KHERWAN CHADDER	MUTALHAMA	48	23	25	1	25	207	396	
													QAMKOH	Kherwan Chadder	KHERWAN CHADDER	MUTALHAMA	30	22	8	1	8	67	248	
													QAMKOH	Kherwan Chadder	KHERWAN CHADDER	MUTALHAMA	98	53	45	1	45	372	809	
													QAMKOH	Kherwan Chadder	KHERWAN CHADDER	MUTALHAMA	20	0	0	1	0	134	334	
													QAMKOH	Kherwan Chadder	KHERWAN CHADDER	MUTALHAMA	15	6	9	1	9	54	90	
													QAMKOH	Kherwan Chadder	KHERWAN CHADDER	MUTALHAMA	67	66	1	1	1	7	421	
													QAMKOH	Kherwan Chadder	KHERWAN CHADDER	MUTALHAMA	32	10	22	1	22	182	264	
													QAMKOH	Kherwan Chadder	KHERWAN CHADDER	MUTALHAMA	70	70	0	1	0	52	327	
													QAMKOH	Kherwan Chadder	KHERWAN CHADDER	MUTALHAMA	50	20	30	1	30	248	413	
													QAMKOH	Kherwan Chadder	KHERWAN CHADDER	MUTALHAMA	27	5	22	1	22	182	223	
													QAMKOH	Kherwan Chadder	KHERWAN CHADDER	MUTALHAMA	22	3	19	1	19	149	172	
													QAMKOH	Kherwan Chadder	KHERWAN CHADDER	MUTALHAMA	52	5	47	1	47	388	429	
													QAMKOH	Kherwan Chadder	KHERWAN CHADDER	MUTALHAMA	20	10	10	1	10	83	165	
													QAMKOH	Kherwan Chadder	KHERWAN CHADDER	MUTALHAMA	74	2	72	1	72	491	504	
													QAMKOH	Kherwan Chadder	KHERWAN CHADDER	MUTALHAMA	25	24	1	1	1	9	206	
													QAMKOH	Kherwan Chadder	KHERWAN CHADDER	MUTALHAMA	21	21	0	1	0	1	124	
													QAMKOH	Kherwan Chadder	KHERWAN CHADDER	MUTALHAMA	52	42	10	1	10	83	429	
													QAMKOH	Kherwan Chadder	KHERWAN CHADDER	MUTALHAMA	85	79	6	1	6	50	201	

710 →

48

*[Handwritten Signature]*

*[Handwritten Signature]*

**Executive Engineer**  
Special PHE JSD  
Kulgam

**Executive Engineer**  
Shakti Deptt. (PHE)  
Division Oazigund

**Executive Engineer**  
District Superintending Engineer,  
Hydraulic Circle, Anantnag/Kulgam  
H. Q. Anantnag

S. No.	Name of WSS	Name of the Original Programme	Retrofitting/ NEW/Outgoing	Est Cost under JAM (Rs)	Year of Start	ESTT COST Of Outgoing Schemes (As on 01.04.2022)	Balance Cost of Outgoing Schemes (As on 01.04.2022)	Proposed Allocation under JAM for 2022-23 (Rs)				Total FY 2022-23 (Q1-Q4)	2023-24 (Q1-Q4)	Block Name	Panchayat Name	Village Name	Habitation Name	Total HHs	Connecte d HHs	Un- connecte d HHs	Habs. to be covered	HHs to be connected	Salls to be benefited	Total
								Q1	Q2	Q3	Q4													
59	Hanjani Behbhagh		NEW	80.00	2022-23		0.00	16.00	16.00	40.00	72.00	8.00	0.00	QAMACH	Radwani Payem	Radwani Payem	Soft Mohalla	59	49	10	1	10	83	487
60	BUDRO YANFORA (KORERJUND)		NEW	207.00	2022-23		0.00	41.40	41.40	103.50	186.30	20.70	0.00	QAMACH	Radwani Payem	WANGJUND	Dur Mohalla	70	13	55	1	55	455	578
61	Khee Jogpora		NEW	94.06	2022-23		0.00	18.81	18.81	47.03	84.65	5.41	0.00	QAMACH	WANGJUND	WANGJUND	Dori Mohalla	21	3	18	1	18	128	149
62	KOTBARAI		NEW	30.00	2022-23		0.00	30.00	0.00	0.00	30.00	0.00	0.00	QAMACH	WANGJUND	WANGJUND	Mehla Payem	25	4	21	1	21	174	206
63	MACHWA		NEW	40.00	2022-23		0.00	8.00	8.00	20.00	36.00	4.00	0.00	QAMACH	WANGJUND	WANGJUND	Koti Mahalla	29	7	22	1	22	182	229
64	SUMACANORA		NEW	95.23	2022-23		0.00	19.05	19.05	47.62	85.71	8.52	0.00	QAMACH	WANGJUND	WANGJUND	Mahipora Ghat	33	7	26	1	26	215	272
65	TP 251 NEW/OLD		NEW	95.00	2022-23		0.00	19.00	19.00	47.50	85.50	5.50	0.00	QAMACH	WANGJUND	WANGJUND	WANGJUND	150	66	84	1	84	694	1238
66	Additional source for WSS Aug. Vessu Manjiam (Mehdole)		NEW	127.78	2022-23		0.00	25.56	25.56	63.89	115.00	12.78	0.00	BEHIBAGH	HANJANI	HANJANI	SHANPORA	157	145	12	1	126	799	982
67	Additional source for WSS Manjiam		NEW	133.24	2022-23		0.00	26.65	26.65	66.62	119.92	13.32	0.00	BEHIBAGH	HANJANI	SHANPORA	SHANPORA	132	72	60	1	60	375	825
68	IPP for WSS Malleshad Bedwani & Retrofitting of existing system		NEW	80.00	2022-23		0.00	16.00	16.00	40.00	72.00	8.00	0.00	BEHIBAGH	DADERKOOT	NOVPOARA CHOLEN	NOVPOARA CHOLEN	63	26	37	1	37	232	394
69	Retrofitting of 02 No WSS's collectively		NEW	385.00	2022-23		0.00	77.00	77.00	192.50	346.50	38.50	0.00	BEHIBAGH	DADERKOOT	NOVPOARA CHOLEN	NOVPOARA CHOLEN	260	260	0	1	0	0	2329
70	Retrofitting of WSS Regional District Rural		NEW	50.00	2022-23		0.00	10.00	10.00	25.00	45.00	5.00	0.00	BEHIBAGH	DADERKOOT	NOVPOARA CHOLEN	NOVPOARA CHOLEN	195	146	49	1	49	342	1360
71	Nagarpore		NEW	36.00	2022-23		0.00	11.20	11.20	28.00	50.40	5.60	0.00	BEHIBAGH	DADERKOOT	NOVPOARA CHOLEN	NOVPOARA CHOLEN	67	60	7	1	7	73	690
72	Kurmag		NEW	80.00	2022-23		0.00	16.00	16.00	40.00	72.00	8.00	0.00	BEHIBAGH	DADERKOOT	NOVPOARA CHOLEN	NOVPOARA CHOLEN	110	85	25	1	25	198	870
73	DEMOLLA TENGEN		NEW	50.00	2022-23		0.00	10.00	10.00	25.00	45.00	5.00	0.00	BEHIBAGH	DADERKOOT	NOVPOARA CHOLEN	NOVPOARA CHOLEN	300	295	5	1	5	30	1286
74	HAWASH KHARPORA		NEW	189.00	2022-23		0.00	37.80	37.80	94.50	170.10	18.90	0.00	BEHIBAGH	DADERKOOT	NOVPOARA CHOLEN	NOVPOARA CHOLEN	115	111	4	1	4	16	442
75	KULERI KALJONGING		NEW	93.58	2022-23		0.00	18.72	18.72	46.79	84.22	9.36	0.00	BEHIBAGH	DADERKOOT	NOVPOARA CHOLEN	NOVPOARA CHOLEN	160	134	26	1	26	211	1286
76	ANHOOLADPORA		NEW	40.00	2022-23		0.00	8.00	8.00	20.00	36.00	4.00	0.00	BEHIBAGH	DADERKOOT	NOVPOARA CHOLEN	NOVPOARA CHOLEN	135	127	8	1	8	381	713

*[Handwritten Signature]*

**Executive Engineer**  
Special PHE JSD  
Kulgam

**Executive Engineer**  
Kuljal Shakti Deptt. (PHE)  
Division Qazigund

**District Superintending Engineer,**  
Hydraulic Circle, Anantnag/Kulgam

S. No.	Name of WSS	Name of the Original Programme	Retrofitting/ New/Outgoing	Est Cost under JAM (lacs)	Year of Start	ESTT COST Of Outgoing Schemes (lacs on 01.04.2022)	Balance Cost of Outgoing Schemes (lacs on 01.04.2022)	Proposed Allocation under JAM for 2022-23 (lacs)				Total FY 2022-23 (Q1-Q4)	2023-24 (lacs)	Block Name	Panchayat Name	Village Name	Habitation Name	Total HHS	Connecte d HHS	Un- connected HHS	HHS to be covered	HHS to be connected	Sole to be benefited	Total Pop-2021
								Q1	Q2	Q3	Q4													
77	Kechonkhalan Bumbath		Retrofitting	90.00	2022-23			0.00	18.00	18.00	45.00	81.00	9.00	KULGAM	Mohpora	BUMBARATHI	KACHOHALAN	101	101	0	1	0	0	632
78	Mohammed Pora Tarpora		Retrofitting	435.00	2022-23			0.00	87.00	87.00	217.50	391.50	43.50	KULGAM	Mohpora	KACHOHALAN	GADPOORA	110	52	58	1	58	363	688
79	NANIBUGH SHIGGLIND		Retrofitting	60.00	2022-23			0.00	12.00	12.00	30.00	54.00	6.00	KULGAM	Mohmadnaga	Mohmadnaga	GADPOORA	120	40	80	1	80	532	798
80	Ponhwa		Retrofitting	228.84	2022-23			0.00	45.77	45.77	114.42	205.96	22.88	KULGAM	Mohmadnaga	Mohmadnaga	PANIVAH	186	70	116	1	116	1151	1844
81	WSS Chinal Panjora		Retrofitting	40.00	2022-23			0.00	8.00	8.00	20.00	36.00	4.00	KULGAM	Mohmadnaga	Mohmadnaga	PONIPORA	25	5	20	1	20	134	167
82	WSS Surat Bohala kano Khalsa		Retrofitting	40.00	2022-23			0.00	8.00	8.00	20.00	36.00	4.00	KULGAM	Mohmadnaga	Mohmadnaga	PONIPORA	159	89	70	1	70	442	1003
83	Retrofitting of WSS Nigenpora		Retrofitting	40.00	2022-23			0.00	8.00	8.00	20.00	36.00	4.00	KULGAM	LAROO JAGR	LAROO JAGR	PONIPORA	170	72	98	1	98	613	1063
84	Retrofitting of WSS Orit		Retrofitting	15.00	2021-22			0.00	0.00	0.00	0.00	0.00	0.00	Kund	Radoo	CHITRGRAM	CHITRGRAM	345	238	107	1	107	669	2157
85	Retrofitting of WSS Walingoo		Retrofitting	40.00	2022-23			0.00	8.00	8.00	20.00	36.00	4.00	Kund	Walingoo A	Walingoo	Walingoo	175	63	112	1	112	787	1229
86	Retrofitting of WSS Beetongo		Retrofitting	15.00	2021-22			0.00	0.00	0.00	0.00	0.00	0.00	Kund	Kandoo	Beetongo	Beetongo	125	125	0	1	0	0	1100
87	Retrofitting/quality Improvement of WSS (Retrofitting/quality Improvement of WSS)		Retrofitting	109.83	2022-23			0.00	21.97	21.97	54.92	98.85	10.98	Kund	Nigenpora	Nigenpora	Nigenpora	130	10	120	1	120	868	940
88	Retrofitting/quality Improvement of WSS (Retrofitting/quality Improvement of WSS)		Retrofitting	118.60	2022-23			0.00	23.72	23.72	59.30	106.74	11.86	Kund	Pachgam	Pachgam	Pachgam	157	19	138	1	138	864	982
89	Retrofitting/quality Improvement of WSS (Retrofitting/quality Improvement of WSS)		Retrofitting	205.00	2022-23			0.00	41.00	41.00	102.50	184.50	20.50	Menzgam	Avil	AVIL	Pachgam	185	55	130	1	130	914	1300
90	Retrofitting/quality Improvement of WSS (Retrofitting/quality Improvement of WSS)		Retrofitting	100.00	2022-23			0.00	20.00	20.00	50.00	90.00	10.00	Menzgam	Avil	AVIL	Pachgam	80	13	67	1	67	496	592
91	Retrofitting/quality Improvement of WSS (Retrofitting/quality Improvement of WSS)		Retrofitting	45.00	2022-23			0.00	9.00	9.00	22.50	40.50	4.50	Menzgam	KORAL	KORAL	G. B. KORAL	57	5	52	1	52	344	377
92	Retrofitting/quality Improvement of WSS (Retrofitting/quality Improvement of WSS)		Retrofitting	53.31	2022-23			0.00	10.66	10.66	26.66	47.98	5.33	Menzgam	BANIMULLA	BANIMULLA	KORAL	120	21	99	1	99	810	981
93	Retrofitting/quality Improvement of WSS (Retrofitting/quality Improvement of WSS)		Retrofitting	157.97	2022-23			0.00	31.59	31.59	78.99	142.17	15.80	Menzgam	MAJWAN A	MAJWAN	BANIMULLA	496	131	365	1	365	2344	3185
94	Retrofitting/quality Improvement of WSS (Retrofitting/quality Improvement of WSS)		Retrofitting	83.37	2021-22			0.00	83.37	0.00	0.00	83.37	0.00	Menzgam	MAJWAN A	MAJWAN	MAJWAN	280	161	119	1	119	1020	2399
95	Retrofitting/quality Improvement of WSS (Retrofitting/quality Improvement of WSS)		Retrofitting	180.00	2022-23			0.00	36.00	36.00	90.00	162.00	18.00	Menzgam	MAJWAN A	MAJWAN	MAJWAN	41	10	31	1	31	251	331
96	Retrofitting/quality Improvement of WSS (Retrofitting/quality Improvement of WSS)		Retrofitting	401.45	2022-23			0.00	84.09	84.09	210.23	378.41	42.05	POMBAV	Gopspora	DOMCHAU	DOMCHAU	150	146	4	1	4	32	1171

**Executive Engineer**  
**Special PHE JSD**  
**Kulgam**

**Executive Engineer**  
**Bumal Shakti Deptt. (PHE)**  
**Division Gaziqund**

**District Superintendent**  
**Hydraulic Circle, Ananthrag/Kulgam**  
**H. Q. Ananthrag**

5. No.	Name of WSS	Name of the Original Program	Retraining/ N/W/Ongoing	Est Cost under JIM (lacs)	Year of Start	EST COST of Ongoing Schemes (As on 01.04.2022)	Balance Cost of Ongoing Schemes (As on 01.04.2022)	Q1	Q2	Q3	Q4	(Q1-Q2+ Q3-Q4)	Total FY 2022-23	2023-24 (lacs)	Block Name	Panchayat Name	Village Name	Habitation Name	Total Hts	Connecte d Hts	Up- connected Hts	Hts to be covered	Hts to be connected	Souls to be benefitted	Pop	
97	Begam	Retraining	Retraining	95.00	2022-23	202-23	0.00	19.00	19.00	47.50	88.50	3.50	90.00	10.00	QANMOM	REDWANI	REDWANI	REDWANI	124	174	0	1	17	122	371	2020
98	BALSO PALUAN	Retraining	Retraining	39.90	2022-23	202-23	0.00	7.98	7.98	19.95	35.91	3.99	39.90	10.00	QANMOM	BALSO	BALSO	BALSO	182	65	117	1	17	464	721	2020
99	REDWANI	Retraining	Retraining	100.00	2022-23	202-23	0.00	20.00	20.00	50.00	90.00	10.00	100.00	10.00	QANMOM	REDWANI	REDWANI	REDWANI	174	158	157	1	157	1022	2080	
100	WANPORA OLD/NW	Retraining	Retraining	241.26	2022-23	202-23	0.00	48.25	48.25	120.63	217.13	241.13	241.13	241.13	QANMOM	WANPORA	WANPORA	WANPORA	315	25	13	1	13	108	206	
101	Ziraf Shirdi Gulmoh	Retraining	Retraining	57.95	2022-23	202-23	0.00	11.59	11.59	28.97	52.14	5.79	57.95	5.79	QANMOM	KANIKULLAH	KANIKULLAH	KANIKULLAH	32	1	31	1	31	226	233	
102	KANIKULLAH	Retraining	Retraining	973.77	2022-23	202-23	0.00	93.20	93.20	233.00	419.40	46.60	466.00	46.60	QANMOM	KANIKULLAH	KANIKULLAH	KANIKULLAH	180	125	55	1	55	389	1270	
103	PARIGAM	Retraining	Retraining	268.47	2022-23	202-23	0.00	53.69	53.69	134.24	241.62	26.85	268.47	26.85	QANMOM	KANIKULLAH	KANIKULLAH	KANIKULLAH	90	42	48	1	48	405	738	
104	MUVAO	Retraining	Retraining	144.65	2022-23	202-23	0.00	28.93	28.93	72.33	130.19	14.47	144.65	14.47	QANMOM	MUVAO	MUVAO	MUVAO	294	286	279	1	28	279	2923	
105	SARASWA TANTRIPORA	Retraining	Retraining	139.36	2022-23	202-23	0.00	27.87	27.87	69.68	125.42	13.94	139.36	13.94	QANMOM	MUVAO	MUVAO	MUVAO	264	158	106	1	106	1103	2247	
106	Yerrach Daktarkot Phase II	Retraining	Retraining	100.98	2022-23	202-23	0.00	38.79	38.79	50.49	90.88	10.10	100.98	10.10	QANMOM	CHAKI NANJAN	CHAKI NANJAN	CHAKI NANJAN	96	41	55	1	55	344	600	
107	Gund Tankpora	Retraining	Retraining	91.18	2022-23	202-23	0.00	18.24	18.24	45.59	82.06	9.12	91.18	9.12	QANMOM	Gund Tankpora	Gund Tankpora	Gund Tankpora	360	44	316	1	316	2356	2888	
108	DANMHAL	Retraining	Retraining	80.00	2022-23	202-23	0.00	16.00	16.00	40.00	72.00	8.00	80.00	8.00	QANMOM	DANMHAL	DANMHAL	DANMHAL	180	140	40	1	40	267	1200	
109	Doi Mohals Gulab pethri	Retraining	Retraining	0.00	2022-23	202-23	0.00	0.00	0.00	0.00	0.00	0.00	0.00	0.00	QANMOM	YARINAH	YARINAH	YARINAH	100	15	85	1	85	369	433	
110	Guljipora Dyanipora	Retraining	Retraining	239.28	2022-23	202-23	0.00	47.86	47.86	119.64	215.55	23.63	239.28	23.63	QANMOM	Guljipora Dyanipora	Guljipora Dyanipora	Guljipora Dyanipora	237	28	209	1	209	1222	1385	
111	Laboo	Retraining	Retraining	50.27	2022-23	202-23	0.00	10.05	10.05	25.14	45.24	5.03	50.27	5.03	QANMOM	LABOO	LABOO	LABOO	300	104	196	1	196	1247	1908	
112	Pazipora	Retraining	Retraining	0.00	2022-23	202-23	0.00	0.00	0.00	0.00	0.00	0.00	0.00	0.00	QANMOM	PAZIPORA	PAZIPORA	PAZIPORA	62	18	44	1	44	299	421	
113	Vorhikul	Retraining	Retraining	62.23	2022-23	202-23	0.00	12.46	12.46	31.15	56.06	6.23	62.23	6.23	QANMOM	VOVRIKUL	VOVRIKUL	VOVRIKUL	40	10	30	1	30	212	247	
114	Amhad Abd Tangradu	Retraining	Retraining	710.00	2022-23	202-23	0.00	142.00	142.00	355.00	639.00	71.00	710.00	71.00	QANMOM	AMHAD ABD	AMHAD ABD	AMHAD ABD	600	319	281	1	281	1405	3000	

*[Handwritten Signature]*

**Executive Engineer  
Special PHE JSD  
Kulgam**

**Executive Engineer  
Special PHE JSD  
Kulgam**

**Executive Engineer  
Special PHE JSD  
Kulgam**

**Executive Engineer  
Special PHE JSD  
Kulgam**

5. No.	Name of the WSS	Name of the Original Programme	Retraining/ New/Ongoing	Est Cost under JMW (Rs)	Year of Start	ESTT COST Of Ongoing Schemes (As on 01.04.2022)	Balans Cost of Ongoing Schemes (As on 01.04.2022)	Proposed Allocation under JMW for 2022-23 (Rs)	Total FY 2022-23 (Rs)	2023-24 (Rs)	Block Name	Panchayat Name	Village Name	Habitat Name	Total Hhs	Connecte d Hhs	Ur- connecte d Hhs	Hhs. to be covered	Hhs to be connected	Scout to be benefited	Total
116	BRADLO Regan	Langdshng	Ongoing with Retraining	25.00	2022-23	266.46	155.33	5.00	12.50	25.00	FRISAL	BRADLO JAGR	BRADLO JAGR	BRADLO JAGR	280	271	3	1	14	63	400
117	BUDONO DEMBULLA	Langdshng	Ongoing with Retraining	145.48	2022-23	244.50	47.13	29.10	72.74	130.59	FRISAL	BADROO	BADROO	BADROO	379	307	72	1	72	640	3366
118	WIDOW MISHPORA	Langdshng	Ongoing with Retraining	20.00	2022-23	249.50	104.76	4.00	10.00	18.00	FRISAL	Kadwang	Widow Mishpora	Widow Mishpora	101	81	20	1	77	140	1123
119	Challen Nandipora	Langdshng	Ongoing with Retraining	44.87	2022-23	183.27	99.51	8.97	22.44	40.38	KULGAM	CHALLAN	CHALLAN	CHALLAN	204	191	13	1	13	104	1622
120	ONEV	Langdshng	Ongoing with Retraining	68.81	2022-23	179.19	49.23	13.76	34.41	61.93	KULGAM	OKAI	OKAI	OKAI	486	486	0	1	0	0	3008
121	SHALPOORA YARIGAM	Langdshng	Ongoing with Retraining	206.83	2022-23	257.00	54.49	41.37	103.42	186.15	KULGAM	SHALPOORA	GAO SANGAM	GAO SANGAM	216	118	98	1	98	726	1600
122	SHURAT	Langdshng	Ongoing with Retraining	40.00	2022-23	388.30	154.87	8.00	20.00	36.00	KULGAM	SHURAT (JAGR)	SHURAT (JAGR)	SHURAT (JAGR)	280	149	131	1	131	903	1929
123	Khandipora	Langdshng	Ongoing with Retraining	136.30	2022-23	283.98	0.00	39.26	98.15	176.67	KULGAM	SHURAT (JAGR)	SHURAT (JAGR)	SHURAT (JAGR)	81	81	0	1	0	0	502
124	Sangas Kehrot	Langdshng	Ongoing with Retraining	180.00	2022-23	417.53	322.00	36.00	90.00	162.00	KULGAM	SANGAS	PETH KHANDIPORA	PETH KHANDIPORA	100	100	0	1	0	0	455
125	Augmentasion Baloo	Langdshng	Ongoing with Retraining	34.23	2022-23	110.00	22.23	6.85	17.12	30.81	KULGAM	SANGAS	KANHOT JAGR	KANHOT JAGR	153	85	68	1	68	435	977
126	Hakwas KB Pora	Langdshng	Ongoing with Retraining	43.09	2022-23	285.25	77.48	8.62	21.55	38.78	Kind	Radho	KANHOT KHALSA	KANHOT KHALSA	202	202	0	1	0	0	1263
127	NADPOORA AUTO	Langdshng	Ongoing with Retraining	0.00	2022-23	90.00	35.69	0.00	0.00	0.00	Mangam	Watoa A	Watoa	Watoa	96	66	30	1	30	209	667
128	WSS Chamrigund	Langdshng	Ongoing with Retraining	109.42	2022-23	210.00	46.49	31.18	31.18	140.32	Mangam	CHAMB GUND	CHAMB GUND	CHAMB GUND	200	125	75	1	75	630	1680
129	WSS Chandreege	Langdshng	Ongoing with Retraining	30.00	2022-23	189.90	26.81	6.00	15.00	27.00	Pahlo	CHAMB GUND	CHAMB GUND	CHAMB GUND	70	15	55	1	55	432	549
130	WSS GB Barinulla	Langdshng	Ongoing with Retraining	20.00	2022-23	153.61	59.56	4.00	10.00	18.00	Pahlo	CHANDRERI	CHANDRERI	CHANDRERI	21	21	0	1	0	0	169
131	WSS Gudder	Langdshng	Ongoing with Retraining	15.00	2022-23	266.00	33.24	3.00	7.50	13.50	Pahlo	BANIMULLA	CHANDRERI	CHANDRERI	130	59	71	1	71	483	884
132	WSS Malwan G. B	Langdshng	Ongoing with Retraining	10.00	2022-23	74.70	8.36	2.00	5.00	9.00	Pahlo	MAUWAN B	MAUWAN B	MAUWAN B	250	142	108	1	108	715	1655
133	WSS Pranhel	Langdshng	Ongoing with Retraining	85.44	2022-23	142.05	48.65	26.82	67.05	120.68	Pahlo	PRANHAL	PRANHAL	PRANHAL	52	52	0	1	0	0	330
134	Rambhama Ladgo	Langdshng	Ongoing with Retraining	28.24	2022-23	300.48	94.86	5.65	5.65	14.12	POMBAV	ASTHAL	PRANHAL	PRANHAL	72	7	65	1	65	553	612
											POMBAV	ASTHAL	Khadshana	Khadshana	88	30	58	1	58	327	495
											POMBAV	LARGO RAMBHAMIA	LARGO RAMBHAMIA	LARGO RAMBHAMIA	323	293	30	1	30	389	3321

*[Handwritten Signature]*

**Executive Engineer**  
Special PHE JSD  
Kulgam

**Executive Engineer**  
Jal Shakti Dept. (PHE)  
Division Qazigund

**District Superintending Engineer,**  
Hydraulic Circle, Ananthrag/Kulgam  
H. Q. Ananthrag

S. No.	Name of WSS	Name of the Original Programme	Retrofitting/ NEW/Ongoing	Estt Cost under JIM (lac)	Year of Start	ESTT COST Of Ongoing Schemes	Balance Cost of Ongoing Schemes (As on 01.04.2022)	Proposed Allocation under JIM for 2022-23 (lac)	Totality 2022-23 (Q1+Q2+Q3+Q4)	2023-24 (lac)	Block Name	Panchayat Name	Village Name	Habitatation Name	Total HHs	Connecte d HHs	Un- connected HHs	Habs- to be covered	Hhs to be connected	Souls to be benefitted	Total Pop- 2021				
135	Gothal Kawabazar	Langushing	Ongoing with Retrofitting	25.00	2022-23	233.08	40.10	5.00	5.00	12.50	22.50	2.50	POHBAV	Nihama	NIHAHAMA	GUFBAL	GUFBAL	20	42	5	15	15	165	219	
136	Nowpora Garbal	NABARD	Ongoing with Retrofitting	30.00	2022-23	337.20	91.67	6.00	6.00	15.00	27.00	3.00	QAIMOH	NOWPORA	NOWPORA TULIPORA	GUFBAL	NOWPORA TULIPORA	417	417	306	111	111	919	3452	
137	SOPER DANEW	Langushing	Ongoing with Retrofitting	50.00	2022-23	269.35	21.69	10.00	10.00	25.00	45.00	5.00	QAIMOH	BACHROO	WAZIROORA	GUFBAL	WAZIROORA	69	69	17	52	52	312	414	
138	SRANDOO BOGUNID	NABARD	Ongoing with Retrofitting	40.00	2022-23	507.20	249.37	8.00	8.00	20.00	36.00	4.00	QAIMOH	BOGUNID	BOGUNID	BOGUNID	BOGUNID	376	376	192	184	184	1150	2350	
139	Sungam	Langushing	Ongoing with Retrofitting	20.00	2022-23	172.45	8.39	4.00	4.00	10.00	18.00	2.00	QAIMOH	SONIGAM	SONIGAM	SONIGAM	SONIGAM	161	161	136	25	25	128	821	
140	BOT TACHLOO	NABARD	Ongoing with Retrofitting	44.00	2022-23	254.40	52.29	8.80	8.80	22.00	39.60	4.40	QAIMOH	SONIGAM	SONIGAM	SONIGAM	SONIGAM	100	100	77	23	23	189	820	
141	Khrewan Lassipora	NABARD	Ongoing	0.00	-	247.70	247.70	0.00	0.00	0.00	0.00	0.00	Devsar	Khrewan	Khrewan Lassipora	BATTACHLOO	BOT TACHLOO	124	72	72	52	1	52	419	997
142	WSS Balance work of Pahlao Kalum	NABARD	Ongoing	0.00	-	256.75	102.93	0.00	0.00	0.00	0.00	0.00	Devsar	Zongalpora	Zongalpora	Zongalpora	Zongalpora	146	146	146	0	0	0	1652	
143	WSS Handipora	NRDVP	Ongoing	0.00	-	261.00	49.47	9.89	9.89	24.74	44.52	4.95	Devsar	Manglam	Handipora	Handipora	Handipora	250	250	236	14	14	137	2440	
144	WSS Kralchek	Langushing	Ongoing	0.00	-	91.12	8.18	0.00	0.00	0.00	0.00	0.00	Devsar	Aakhran	Aakhran	Manglam	Chak Kitval	71	35	36	1	1	36	294	578
145	WSS Vesu Manglam	Langushing	Ongoing	0.00	-	180.00	26.06	0.00	0.00	0.00	0.00	0.00	Devsar	Churatt	Churatt	Churatt	Churatt	215	213	2	2	2	26	2766	
146	CR Pora	NRDVP	Ongoing	0.00	-	298.38	135.94	0.00	27.19	67.97	122.35	13.59	Devsar	Chandlan Pajan	Chandlan Pajan	Chandlan Pajan	Chandlan Pajan	146	146	128	12	12	102	627	700
147	NASSU	Langushing	Ongoing	0.00	-	175.50	10.69	0.00	0.00	0.00	0.00	0.00	Devsar	Chak Ramiroora	Chak Ramiroora	Chak Ramiroora	Chak Ramiroora	50	50	50	0	0	46	460	
148	Urrow	NABARD	Ongoing	0.00	-	248.43	248.43	0.00	0.00	0.00	0.00	0.00	Devsar	Chak Ramiroora	Chak Ramiroora	Chak Ramiroora	Chak Ramiroora	120	74	46	1	1	46	1200	
149	WSS Kraloo Kanchoo	Langushing	Ongoing	0.00	-	167.14	90.25	0.00	0.00	0.00	0.00	0.00	Devsar	Chak Ramiroora	Chak Ramiroora	Chak Ramiroora	Chak Ramiroora	34	21	13	1	1	13	117	306
150	W/ Walteengoo Hard	NMP	Ongoing	0.00	-	166.00	115.56	0.00	0.00	0.00	0.00	0.00	Devsar	Chandlan Pajan	Chandlan Pajan	Chandlan Pajan	Chandlan Pajan	140	128	128	12	12	12	102	1185
151	Additional Source for WSS	NABARD	Ongoing	0.00	-	-	-	0.00	0.00	0.00	0.00	0.00	Devsar	Chandlan Pajan	Chandlan Pajan	Chandlan Pajan	Chandlan Pajan	65	42	42	23	23	200	565	

**Executive Engineer**  
Special PHE JSD  
Kulgam

**Executive Engineer**  
Jal Shiksha Divn. (PHE)  
Division Qazigund

**District Superintending Engineer**  
Hydraulic Circle, Anantnag/Kulgam  
H. Q. Anantnag



Sl. No.	Name of the WSS	Name of the Original Programme	Retrofitting/ NEW/Ongoing	Estt Cost under JIM (lac)	Year of Start	ESTT COST Of Ongoing Schemes (As on 01.04.2022)	Balance Cost of Ongoing Schemes (As on 01.04.2022)	Proposed Allocation under JIM for 2022-23 (lac)				Total FY 2022-23 (lac)	2023-24 (lac)	Block Name	Panchayat Name	Village Name	Habitation Name	Total HHS	Connected HHS	Un-connected HHS	Habs. to be covered	HHS to be connected	Souls to be benefitted	Total Pop-2021	
								Q1	Q2	Q3	Q4														
152	VSS Augmentation	NABARD	Ongoing	0.00		306.89	192.53	0.00	0.00	0.00	0.00	0.00	0.00	Kund	Nagress	Nagress	Satragan Nagress	145	73	72	1	72	414	832	
														Kund	Nagress	Nagress	Satragan	55	7	48	1	48	284	325	
153	Nilow	Langudihing	Ongoing	0.00		352.00	341.50	0.00	0.00	0.00	0.00	0.00	0.00	Pahloo	Brinmel	Brinmel	Wandar	415	315	100	1	100	899	3727	
														Pahloo	Brinmel	Brinmel	Wandar	30	30	0	1	0	0	285	
154	ASHMUJI	NABARD	Ongoing	100.00		525.00	497.10	0.00	20.00	20.00	50.00	10.00	10.00	POMBAY	Nilow	HERPORA	HERPORA	85	35	50	1	50	306	520	
														POMBAY	Nilow	HERPORA	HERPORA	400	400	0	1	0	0	2619	
														QAIMOH	ASHMUJI A	ASHMUJI	KA PORA	190	190	0	1	0	0	1577	
														QAIMOH	ASHMUJI A	ASHMUJI	MIRPORA	175	130	45	1	45	372	1443	
														QAIMOH	ASHMUJI B	CHAK ASHMUJI	HERPORA	80	65	15	1	15	132	701	
														QAIMOH	ASHMUJI B	HERPORA	HERPORA	185	114	71	1	71	587	1527	
																		60225	32130	28095	482	28095	200959	450077	
	NEW					34474.00																			
	Retrofitting					4937.35																			
	Langudihing					Retro= 1327.60																			
	NABARD					Retro= 611.68																			
	NABP					Retro= 1174.77																			
	NABVP					Retro= 807.91																			
	Total Coverage Cost under JIM					Rs.43706.09 lac																			
	Requirement under IEC Activities @5% of the JIM Cost					Rs. 2185.30 lac																			
	Requirement under Water Quality Monitoring & Surveillance (WQMRSP) @2% of the JIM Cost					Rs. 874.12 lac																			
	Grand Total (JIM) District Kulgam					Rs. 46765.52 lac																			

**Executive Engineer, Special PHE JSD Kulgam**

Approval of DJJM

**Executive Engineer, JAL Shakti Deptt. (PHE) Division Qazigund**

**District Superintending Engineer, Hydraulic Circle, Anantnag/Kulgam H. Q. Anantnag**

The meeting has been convened under the chairmanship of District Development Commissioner Kulgam (Chairman District Jal Jeewan Mission ) for approval of the revised District Action Plan. The revised Action Plan (Rev-1st) mainly due to rate escalation and change in proposals as desired by PRI/BDC/DDC members which has been implemented in compliance to Govt of India order No vide F.No.W-11011/49/202-JIM-I-DDWS, dated 22.04.2022 and Apex committee decisions wide reference No SMD/JIM-J&K/27/2021-22/771-73, dated 29.09.2021. Besides some water supply have been dropped from their parent program due to poor funding and change of proposals in some cases are now proposed under JIM and Q2 No WSS's for transit accommodation at Mirhama and Chowgam are also proposed under JIM. All the members of District Jal Jeewan Mission attended the meeting today on \_\_\_\_\_ and approved the revised District Action Plan (Rev-1st) for implementation of Jal Jeewan Mission in District Kulgam with further authorisation to Jal Shakti (PHE) Department to grant Accord of Administrative Approval and Technical Sanction to above water supply schemes as per the Approved DAP and after fulfilling all codal formalities.

**Executive Engineer, Jal Shakti (Mech) Division, Avantipora Member DJJM**

**Executive Engineer, Jal Shakti (PHE) Division, Qazigund Member DJJM**

**Executive Engineer, Jal Shakti (PHE) Division, KULGAM Member DJJM**

**District Information Officer, Kulgam Member DJJM**

**District Social Welfare Officer/ District Tribal Welfare Officer, Kulgam Member DJJM**

**Chief Education Officer, Kulgam Member DDJM**

**Chief Medical Officer, Kulgam Member DJJM**

**Chief Planning Officer, Kulgam Member DJJM**

**Divisional Forest Officer, Kulgam Member DJJM**

**Assistant Commissioner, Development, Kulgam Member DJJM**

**Addl. District Development Commissioner, Kulgam Member DJJM**

**Superintending Engineer, Hyd. Circle, Anantnag/Kulgam, H.Q. Anantnag, Member Secretary (DJJM)**

**District Development Commissioner, Kulgam Chairman (DDJM)**

## List of WSS's shifted from other Programs to JJM.

S. No.	Name of WSS	Name of the Original Programme	ESTT COST Of Ongoing Schemes	Balance Cost of Ongoing Schemes (As on 01.04.2022)	Estt Cost under JJM (lac)	Remarks
1	Kadder Turigam	Languishing	799.00	794.00	787.00	
2	Hadigam	Languishing	387.75	382.75	420.00	
3	Magray Mohallah Wattoo	NABARD	630.00	630.00	736.36	
4	CHADDER MATAHAMA	NABARD	404.00	404.00	773.89	
5	Noonmai	NABARD	276.60	276.60	276.60	The proposed WSS is included in the regional WSS Matibugh Sheerpora
6	PARIGAM	MNP	381.37	268.47	268.47	
7	Ahmad abad Tangzradu	MNP	377.50	320	710.00	
8	Khandaypora	MNP	283.98	196.30	196.30	
	<b>Total</b>		<b>3540.20</b>	<b>3272.12</b>	<b>4168.62</b>	

**Certificate:** It is certified that there is no liability of these WSS's in the parent program.



Executive Engineer,  
Jal Shakti (PHE) Division,  
KULGAM  
Member DJJM

