



Government of Jammu and Kashmir (UT)  
OFFICE OF THE EXECUTIVE ENGINEER  
JAL SHAKTI (PHE) MECHANICAL DIVISION SOUTH AWANTIPORA.  
E-MAIL ID:-xenphemechsouthawp@qmail.com Fax/phone, 01933-295637



Allotment Order No: 30 of 07/2023

M/S Rayees Electric Engineering Works  
Prop: Rayees Ahmad Shah  
R/o: Peemar, Tral, Pulwama  
Office: Peemar, Tral, Pulwama  
GST No: 01BAOPA2819L1ZW  
E-mail: rayeesahmad8665@gmail.com  
Cell No: 8493905755

AA Accorded vide Order No.	CE/PHE/DB/ JJM/338 of 02/2023 Dated: 14/02/2023
Tech. Sanction Accorded vide Order No.	03-PHE-MCS of 2023 Dated: 07-04-2023
Adv. Cost:	Rs. 79,25,500/-
Allotted Cost:	Rs. 79,25,500/-

Subject:- Supply, Installation, Testing and Commissioning of Electro-Mechanical equipments at water supply scheme Nilphan of Jal Shakti (PHE) Mechanical Division South Awantipora under JJM.

Reference:- 1. This office e-NIT No.: 03 of 2023-24 of 13/04/2023 Issued under endorsement No.: JSD/PHE/MDSA/128-44 Dated: 13/04/2023.  
2. Superintending Engineer Jal Shakti (PHE) Mechanical Circle South Srinagar's Office Letter No.: JSMCS/TS/884-86 Dated: 21-06-2023.  
3. Acceptance of rates confirmed by you.  
\*\*\*\*\*

Dear Sir,

For and on behalf of Lt. Governor of J&K U.T contract for execution of aforementioned job is hereby fixed with you on item rate basis. This is in response to your online bid and subsequent acceptance of rates, specifications, terms and conditions as contained in Annexure "A & B" of this allotment order.

Encl. 12 Ltr.

No.: MDSA/ 1687-94

Dated: 08 /07/2023

Yours Sincerely

Executive Engineer  
Jal Shakti PHE Mechanical Division  
(South) Awantipora  
Member JAM

Copy to the:

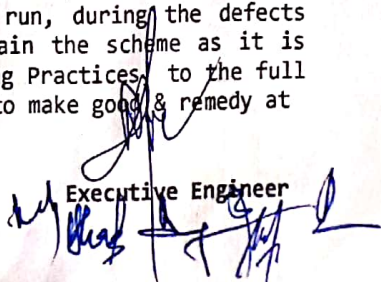
1. Chief Engineer Jal Shakti (PHE) Department Srinagar for information.
2. District Development Commissioner (Chairman DJJM) Anantnag for information.
3. Superintending Engineer Jal Shakti (PHE) Mechanical Circle (South) Srinagar for information.
4. Superintending Engineer Jal Shakti (PHE) Hydraulic Circle Anantnag/Kulgam for information.
5. Executive Engineer Jal Shakti (PHE) Division Bijbehara for information & n/a.
6. Provisional Head, TPIA JJM Kashmir, (WAPCOS Limited) Corporate Office 76-C Institutional area Sector-18 Gurugram-122015 (Haryana) for information.
7. Assistant Executive Engineer Jal Shakti (PHE) Mech. Sub Division Bijbehara for information & necessary action. He will ensure execution of work strictly in accordance with the rates, specifications, terms / conditions & within the stipulated time, besides, the cost of work should not exceed beyond allotted cost. In case of any delay in completion of work, the reasons shall be justified.
8. File concerned.

**Name of work: Supply, Installation, Testing and Commissioning of Electro-Mechanical equipments at water supply scheme Nilphan of Jal Shakti (PHE) Mechanical Division South Awantipora under JJM.**

**General Terms and Conditions: -**

1. **TIME OF COMPLETION:** The scheme shall have to be completed/tested/commissioned within a period of 90 days from the date of issue of this allotment order.
2. **AGREEMENT:** A formal agreement deed shall be executed by the firm with the department within a period of 07 days from the date of issue of this allotment order after deposition of performance security @ 03% of allotted cost. However, non drawl of agreement will not prevent the contract from being enforced upon you.
3. **PENALTY:** In the event the contractor failing or delaying the work or a part thereof, & or non-complying with any of the terms and conditions of the contract, the NIT & the Agreement, the Department, without prejudice to the remedies available under the law in force in J&K UT, may terminate the contract after seven days' notice, and or recover the amount of loss caused by failure/delay or default of the contractor. The amount of such recoveries shall be determined by the Superintending Engineer PHE Mechanical Circle South Srinagar and or impose a penalty as the Government /Department may determine and or forfeit the performance security and or resort to any or all the remedial actions available under the law in force in the UT of J&K at the time of the dispute.
4. **ARBITRATION:** In case of any dispute arising at any stage between the contractor and the Department, the same shall be referred to the Superintending Engineer PHE Mechanical Circle South Srinagar /Govt. of J&K who may give a decision or nominate any other person of Government for arbitration. The decision to such arbitration shall be final and binding on both the parties.
5. **PERFORMANCE SECURITY DEPOSIT:** Soon after issuance of allotment order, the firm has to deposit performance security in the shape of CDR/FDR/BG valid for 18 months pledged to Executive Engineer PHE Mechanical Division (South) Awantipora within 07 days which shall be released after expiry of defect liability period/report of concerned AEE (After fulfillment of all contractual obligations). Failing to produce performance security, the firm is liable to be debarred for participation in future tendering in this Division and same shall be recommended to higher offices and other Govt. offices of UT of J&K.
6. **JURISDICTION OF COURT:** All disputes pertaining to this contract shall be subject to the jurisdiction of the Courts of J&K UT only.
7. **TERMINATION OF CONTRACT:** The department reserves the right to terminate the contract at any stage in case performance of the firm is found un-satisfactory in terms of any or all clauses of the NIT/Contract/Agreement in vogue.
8. **ADVANCE PAYMENT:** The Department shall in no case entertain any condition or request of making advance payment of any kind to the contractor during the execution of the work.
9. **TAXES, DUTIES LEVIES etc:-** The rates offered by the Department shall be firm and final. Payment of Income Tax/GST, Octroi, Toll tax, Entry tax, Cess service tax duties and other levies etc. of the central or the UT Government and incidental charges of any shall be the responsibility of the contractor/firm.
10. **FORCE MAJEURE CLAUSE:** Any failure or omission to carrying out the provision of the contract shall not give rise to any claim by the department or the contract one against the other if such failure or omission arises from the Act of God which shall include all natural calamities such as fire, floods, earthquakes, hurricane strikes, riots, embargoes from any political or other reasons beyond the control of parties including the war whether declared or not civil war or a state of insurrection.
11. **ENGAGEMENT OF LABOURS:** The contractor shall not engage any workman below the age of 18 years. Firm/Contractor shall also comply with the provisions of labour laws and rules framed thereof and as prevalent in the UT of J&K. The contractor shall be responsible for any accident to the human life which may occur during the execution of work, compensation as shall be provided under law or any law will be payable by the contractor.
12. **INSURANCE:** The contractor shall insure all work-man at his own cost till the completion of work and take over by the department.
13. **DEFECT LIABILITY PERIOD:-** The defect Liability period shall be for a period of 12 Months which shall commence after the successful completion of Trial run, during the defects Liability period (DLP) the firm shall have to operate & maintain the scheme as it is required for its successful running & as per Standard Engineering Practices, to the full satisfaction of the department. The bidder shall be responsible to make good & remedy at

(Contd. On page...2<sup>nd</sup>...)

Executive Engineer  


his own expense any defect in works which is noticed during the DLP. In case any defect remains unattended by the firm at the completion of DLP, the department may extend the DLP for such time as deemed fit for getting the defect rectified subject to a maximum ceiling of 6 Months.

14. **TRANSIT INSURANCE:-** Prior to dispatch, the ordered equipment shall be insured through a Nationalized Insurance Company up to its final destination, against all transit risks. The firm should, therefore, take appropriate insurance policy in advance for covering the transit of the goods, charges for which shall be borne by the tenderer and shall be included in his quoted rates. The department shall pay no extra charges on this account.
15. **SUBLETTING OF WORK:-** The bidder shall not sublet the whole or part of the work. The bidder shall not assign the work or any part thereof or any benefit or any interest thereon or any claim arising of the contract, without prior written consent of the allotting authority.
16. **LIQUIDATED DAMAGES (LD):-** In the event of firm's/joint venture failing, declining, neglecting or delaying the supplies / works or in the event of any damage occurring or being caused by the firm/ joint venture or in the event of any default or failure by the firm in complying with any of the terms and conditions of the contract, the Department shall with or without prejudice to any other remedies available to it under any law for the time being enforce in the UT:
  - a) Terminate the contract after 15 days' notice  
and/or
  - b) Recover the amount of loss caused by damage, failure or default, as may be determined by the department.  
and/or
  - c) Recover the extra cost, if any, involved in allotting contract to other party.  
and/or
  - d) Impose Liquidated damages on account of delay beyond the schedule completion period to the tune of 0.5% of the delayed portion of contract every week but not exceeding 10% value of the contract.  
and/or
  - e) Forfeit the performance security and blacklist the firm.
17. **THIRD PARTY MONITORING:** The allotted works shall be subject to check by the third party monitoring agency appointed by the Department in Kashmir. The agency shall check the quality of works executed by the agencies, quality of materials used for construction and quality of machinery installed in each scheme. The TPIQM's role shall be that of an assistant to the Employer's Representative for the purpose of monitoring and evaluation of the performance of the Contract during the Contract Period.
18. **STORAGE AT SITE:** The bidder shall at his own cost make arrangements for proper storage especially towards Rain and Snow damages of the equipment/ materials at sites till its erection/completion. For the purpose the bidder shall, with the approval of Engineer in charge construct temporary storage accommodation for equipment/ material at site for which land shall be provided by the department near the site of work.
19. **OPERATION AND MAINTENANCE MANUALS:** The bidder shall supply, free of cost to the Department, six complete sets of operation and maintenance manuals for the Pumping Equipment. The delivery of these manuals shall be made by the bidder to the Engineer along with the supply of equipment. The manuals shall be appropriately bound in book form and shall contain all necessary instructions regarding operation, preventive maintenance, repairs, trouble shooting, overhauling etc.
20. **OEM Certificate:** The contractor shall produce all relevant test certificates of the manufacturer to the Engineer in-charge before start of the work. The test certificates of the equipment's on whole or all accessories/ attachments and mountings thereof shall be appended with the invoice at the time of submission of the claim to Divisional office. Failure to do so shall result in non-acceptance of invoice/bills by the Divisional office.
21. **CLARIFICATION:** If any clarification is required by the Firm/contractor in relation of technical specifications, the same shall be had from the office of the Assistant Executive Engineer concerned/ Executive Engineer PHE Mechanical Division South Awantipora before the date of start of work.

(Contd. On page...3<sup>rd</sup>...)

Executive Engineer

22. **CONSIGNEE/PAYING AUTHORITY:** The consignee/paying authority in respect of electromechanical component and associated civil works shall be the concerned Executive Engineer, Jal Shakti (PHE) Mechanical Division Awantipora. Besides, the supervision of the various components of the civil work shall be carried out by the concerned Division under the overall coordination of the concerned Superintending Engineer Hydraulic Circle.
23. **TERMS OF PAYMENT:** All payments to the contractor for fulfilling the contract will be made as per the unit rates of price Schedule (BOQ). All payments will be made in Indian Currency and will be subject to deduction of Income tax, GST, Cess at source, on the rates as are in vogue at the time of release of payment:-
- 65% of the contract value shall be paid on receipt of the material at site (as per the BOQ) in full & verification thereof by the concerned Assistant Executive Engineer.
  - 15% of the contract value shall be released on installation of ordered equipment/material in full at site.
  - 10% of the Contract Value shall be released after successful testing and commissioning of the entire equipment on full load, commissioning and trial run.
  - 10% of the Contract Value shall be released after commissioning of the scheme and satisfactory performance of the equipment for the period as enunciated in warranty clause. However the balance amount can be released against furnishing of Bank Guarantee for an equivalent value valid for three months beyond the expiry of the warranty period of the contract.
24. **WARRANTY:-** The Firm/contractor shall be bound for satisfactory performance of equipment/work **12 months** after the successful completion of trial run. If during warranty period, any malfunctioning/defect arises, the firm shall have to rectify the same within a period of ten days of receipt of intimation. In case of any failure on the part of the firm to remove the defect, the Department may get the defects rectified by any other agency and cost thereof shall be recovered from the firm and shall be recommended for further punitive action as governed under the relevant clause of contract including blacklisting.
25. **TRIAL RUN:-** After completion of work, the firm/contractor will have to make a trial run of the scheme for a period of **03 months** during which the manpower required for operation shall be provided by the Department.
26. **EQUIPMENT MAKE:** The supplied material/equipments should confirm as per specification of the contract as well as make confirmed by the Firm/contractor.
27. The work done claim should be supported with Geo tagged photographs before, during and after execution of the job.
28. **SITE OFFICE:** - The Firm/Contractor has to maintain at his own cost a suitable site office at the site of work to which the Department sends communications/instructions.
29. **TRAINING OF DEPARTMENTAL STAFF:** - The bidder shall arrange at his own cost and risk to depute at least one competent Engineer of the equipment manufacturer to train up to twelve departmental representatives in the operation & maintenance of the equipment at site. This training shall be for duration of at least 04 consecutive months and shall commence from the date of successful commissioning of the equipment or as may be mutually agreed upon. To groups of Departmental Engineers shall also be deputed to bidders/manufacturers works for short duration to obtain training free cost in the operation & maintenance of the equipment.
30. **DRAWING & QUALITY ASSURANCE PLAN:** - The Firm/Contractor shall be necessarily furnish within two weeks of the date of placement of this order which shall be approved by the Department within two weeks from the receipt by the consignee:-
- Sectional drawing of pumps.
  - General Arrangement Drawings (GAD)/ layout of the equipment fully dimensioned for pumps, motors, starters, shunt capacitors, panels, delivery manifold, cables etc.
  - Detailed circuit diagrams of LT Panels, Starters, Shunt Capacitors etc.
- Quality assurance plan (QAP) of each piece of equipment to Third Party Inspection Agency (TPA) and Department for their approval.

No manufacturing/fabrication activity shall be started by the Firm without approval of the drawings of each ordered equipment by the competent authority. Additional time consumed due to observations/summary rejection of QAP/GAD shall not be considered in the delivery period of the contract and the bidder shall be wholly and solely held responsible for the delay thus caused.

(Contd. On page 4<sup>th</sup> ...)


Executive Engineer

**31. INSPECTION & TESTING:-** Before dispatch from the works of the OEM, the electro-mechanical equipment shall be inspected by a third party inspection agency i.e. M/S CEIL/Rites etc. New Delhi. However, the Firm (Bidder) shall make payment to the Inspection Agency (in case of 3<sup>rd</sup> Party Inspection) which shall subsequently be reimbursed by the Department. The successful tenderer shall intimate the Department and the Inspecting Agency/Authority in advance regarding the readiness of the equipment for dispatch and shall furnish test certificates. It shall be responsibility of the suppliers to tie up with the third party nominated for inspection and get necessary inspection of the material done within the delivery period. Any delay on the part of the third party shall not be entertained as an excuse for timely supply of material. The product/ material at site shall be inspected by Assistant Executive Engineer concerned or any other official(s) of the department designated by the concerned Executive Engineer. Any modifications to the works as specified in the specifications considered to be necessary for smooth and trouble-free operation of the equipment by the Department or the third-party inspection agency, the firm shall have to execute the same without any extra cost, to the best satisfaction of the department. The firm shall as such keep the department informed about arrival of material at site. It shall be obligatory on the part of the firm to rectify the defects pointed out by the AEE, if any, and also to incorporate any modification within the scope of work which may be deemed necessary for better performance/finish and workmanship. The supplier upon demand by the department or its representative shall rectify or replace defective unsuitable equipment. The Department reserves the right to nominate his representative for inspection of the goods at the works of the supplier/ manufacturers. As such the department at all reasonable times shall have access to the works and to the site and to all workshops and places where work is being executed and where material / manufactured articles and machinery is being obtained. In case of Sub-Station and power/feeder lines, the firm shall have to obtain a clearance certificate from the concerned inspection Division of the Power Development Department. The list of electromechanical equipment in which third party inspection from CEIL/RITES is to be carried on:-

- 1) DG Set > 100 KVA.
- 2) Pumping Unit > 100 HP (Horizontal and Vertical)
- 3) Valves > 300 mm
- 4) Pipe > 200mm dia
- 5) HT Transformers > 300 KVA
- 6) Voltage Stabilizers > 500 KVA
- 7) Iron Removal Plant

For items other than those manufacturers test certificate shall have to be provided. The HT transformers shall have to be got inspected from the corresponding wing of Power Development department and the necessary certificate shall be submitted along with the manufacturers test certificate.

32. The work is executed strictly in close supervision of AEE/JE/Supervisory staff concerned. However, the civil work if involved should be executed under close supervision of civil counterpart.
33. **WATCH & WARD OF WORKS:** The Firm shall in connection with the work provide and maintain at his own cost all lights, guards, fencing and watching, when and where necessary or required by the Department for the protection of the work or safety and convenience of the Public etc.
34. All other terms and conditions shall be the part of this contract as laid down in e-NIT/SBD/GFR-2017/e-procurement manual 2019 and PWD form "25" double.

  
Executive Engineer  
Shakti PHE Mechanical Division  
(South) Anantipora  
(Member JJM)



## Annexure 'B' to this Office Allotment Order No. \_\_\_\_\_ of 07/2023 for WSS Nilphan

No	Description of Work / Item(s) with Technical Specifications	No. of Qty	Units	Alloted/ Accepted Rate	Amount
1.00	<b>Electro-Mechanical Items of WSS Nilphan</b>				
2.00	<p>Supply, Installation, Testing &amp; Commissioning of Submersible Pumping Unit as per IS 8034 for with following specification are as under</p> <p>PUMP Discharge = 4000 GPH Head Range = 180 mtrs  Efficiency = Not less than 50% Speed = 2900 Rpm  Type of pump = Submersible Mixed Flow Type of fluid to be handled = Clear Water</p> <p><b>MATERIAL OF CONSTRUCTION</b>  Impeller = Stainless Steel  Pump Shaft = Stainless Steel SS 410 Pump Casing = Cast Iron/Stainless steel</p> <p><b>IMPELLER</b>  Impeller is of the enclosed or semi - enclosed type and properly balanced. Enclosed Impellers equipped with seal rings on their hubs.</p> <p><b>COUPLING</b>  A suitable coupling arrangement provided with pump set. Non Return Valve - Non Return Valve of the suitable size provided above the pump discharge case.</p> <p><b>MOTOR - Rating: 25 HP</b>  Method of starting = Star - Delta/DOL (as specified) Speed = 3000 (Sync).  Frequency = 50 ± 3 % Hz  Working Voltage = 380-415 ± 15% V, 03 phase Efficiency = Not less than 90%  Class of insulation = F</p> <p>Submersible motor should be water filled water lubricated squirrel cage type having capacity for above pumping parameters and working on 3 phase, AC supply ranging from 380 to 415 volts, 50Hz. The motor should be sealed by radial rings to avoid mixing of well water with motor filled water.</p> <p>a) The job includes providing and fitting of interlocking arrangement against any failure of coupling. It must be fabricated out of MS strips of suitable size and length.</p> <p>b) The job includes providing and fitting of appropriate size MS nipple 2 feet long threaded on one end and welded to same size MS flange of thickness (as per Table-17) at other end for column pipe as per site requirement. The threaded portion should be as per size of pumping out let for proper fixing.</p> <p>The job includes providing and fitting of R. I. cloth joints/rubber washers with nuts, bolts and washers for all joints of column pipe. The job also includes lowering of pumping unit in the well then proper testing and commissioning of pumping unit on full load at site.</p> <p>Note: Providing of test certificate &amp; Characteristic Curve of pumping equipment is compulsory and pumping unit is to be approved from the concerned Sub Divisional office before procuring.  (Make: KSB/Mather Plate/Kirloskar)</p>	2.00	Job	115881.00	231782.00
3.00	<p>Fabrication, providing, fitting and lowering of B Class column pipe conforming to IS: 1239 of length 10 Rft into the 200/ 250/300 mm casing dia. production well up to the desired depth; The job includes Providing and welding of flanges conforming to IS: 6392, Table-17 and PN 16 to these pipes and welding of flanges in two layers to make the flanged joint strong and leak proof. The pipe of 10 ft length is to be weld on both sides with flanges using welding rod of reputed make. The job includes all types of skilled labours, arrangement of power supply/ diesel Generator set etc required for the job including P/F of suitable size nuts bolts and R.I Gasket in the flanged joints of column pipes.</p> <p>The job further includes cutting of 2 no. rectangular cable slots in each flange.  Size : DN 80 Class: B (Medium) (Make: Surya Prakash/Jindal/Tata)</p>	3.00	Job	4948.00	14844.00
4.00	<p>Providing/supplying and fitting of G.I flanged Rising Main at site. The Pipe shall be hot dip Galvanized, Class B conforming to IS 1239. The job includes providing and fitting of M.S Flanges conforming to BIS 6392/1997 Table 17 (Rating PN16). The flanges shall be double welded both from inside and outside of the pipe using standard electrode of reputed make.</p> <p>Flanges (as per IS 6392/1997 Table:17)  Thickness shall conform to IS 6392 Part 1st Table-17. The flange welding shall be carried out in double layers using reputed make electrodes to form strong welding joint.</p> <p>Welding Electrode  DC Arc Welding using welding electrode having diameter not less than 4mm. Nuts and Bolts Nuts and Bolts (conforming to IS:1363 Part 1st) Rubber Insertion Gaskets.  Rubber Insertion Gaskets (conforming to IS: 638/79) to be used between flanged joints. The main technical specifications of the pipe are given here under:  Size : DN 80 Class: B (Medium) (Make: Surya Prakash/Jindal/Tata)</p>	800.00	Mtr	1251.00	1000800.00
5.00	<p>Earth work in excavation by manual means in trenches for foundation , drains , pipes , cables (not exceeding 1.5 m in width ) and for shafts , wells , cesspits and the like not exceeding 10 sqm on plan , including dressing of sides and reaming of bottom lift upto 1.5 m , including getting out excavated earth and disposal of surplus excavated earth as directed.  (All kinds of soil 01 meter from cutting edge)</p>	307.096	Cum	479.00	147098.98
6.00	<p>Filling available excavated earth in trenches, plinth, sides of foundation etc. in layers not exceeding 20 cm in depth, consolidating each deposited layer by reaming and watering, lead upto 50 m and lift upto 1.5m.</p>	245.677	Cum	219.00	53803.26
7.00	<p>Providing and laying of stone soling including manual compaction</p>	3.00	Cum	679.00	2037.00
8.00	<p>Centering and shuttering including strutting , propping etc. and removal of form work for Foundation, footings, bases for columns</p>	5.00	Sqm	289.00	1445.00
9.00	<p>Providing and laying in position cement concrete of specified grade including curing but excluding the cost of centring and shuttering . all work upto plinth level with 1: 2 : 4 mix (1 cement , 2 coarse sand , 4 graded stone aggregate 20 mm nominal size)</p>	35.30	Cum	6434.00	227120.20

Executive Engineer


**Annexure 'B' to this Office Allotment Order No. \_\_\_\_\_ of 07/2023 for WSS Nilphan**

Sl.No	Description of Work / Item(s) with Technical Specifications	No. of Qty	Units	Alloted/ Accepted Rate	Amount
10.00	Fabrication, providing and fitting of washout Tee with arm length 1.2 feet each. The Tee shall be fabricated out of GI pipe with M.S Flanges conforming to BIS 6392/1997 Table 17 (Rating PN16) fastened with weld joints on three ends. Size : DN 80 Class: C (Heavy)	1.00	Job	4050.00	4050.00
11.00	Providing and fitting of Ductile Iron double flanged, non-rising spindle soft seated glassless gate/ sluice valves as per IS14846 for regulating the water supply outside the pumping units. The body and bonnet of the valve shall be of ductile iron, wedge with fully vulcanized EPDM rubber (Approved for drinking water) and NBR seal. The Gate/Sluice valve shall be compatible for buried applications and shall be safe to install in both horizontal and vertical positions. It shall have electrostatic epoxy coating (approved for drinking water) both inside and outside of the valve. The valve shall be supplied along with hand wheel. Cost on account of Nuts, bolts, gaskets, etc required for the job is included in the scope of work. The job includes providing and fitting of 02 Nos. M.S flanges (Table flanges) perfectly adaptable to the inbuilt flanges of the valve which shall be fitted with rising main of the pumping unit at appropriate spots as per site requirement. The job includes the cost on account of P/F of nuts, bolts and gasket required for the job. Size: DN 80 PN:1.6/16 (Make: Sigma Flow/Tallis/Kirloskar)	2.00	No	15497.00	30994.00
12.00	Providing and fitting of Ductile Iron double flanged, Slanted seat swing check valve (NRV) as per IS 5312. The body shall be of ductile cast iron with fully encapsulated vulcanized EPDM rubber (Approved for drinking water). The valve shall be compatible for buried applications and shall be safe to install in both horizontal and vertical positions. It shall have electrostatic epoxy coating (approved for drinking water) both inside and outside of the valve. Cost on account of Nuts, bolts, gaskets, etc required for the job is included in the scope of work. The job includes providing and fitting of 02 Nos. M.S flanges (Table flanges) perfectly adaptable to the inbuilt flanges of the valve which shall be fitted with Rising main of the pumping unit at appropriate spots as per site requirement. The job includes the cost on account of P/F of nuts, bolts and gasket required for the job. Size: 80 mm PN: 1.6/16 (Make: Sigma Flow/Tallis/Kirloskar)	2.00	Job	17489.00	34978.00
13.00	Providing, fitting, testing and commissioning of ARV (Air Release valve) as per IS 14845 to be fitted to G.I rising Main. The ARV Shall have the following specifications: - i. Valve type - single chamber, single/double orifice. ii. End connection - flanged ends to IS 1538 iii. Working temperature - 45oc to -150 c iv. Test pressure - body / seat 2.5 x PN v. Sealing ring - EPDM vi. Construction - ductile iron with stainless steel floats vii. Coating - epoxy with corrosion resistance Besides the above works, The job also cost on account of P/F R.I gasket, GI Pipe, nuts and bolts required for installation of ARV and arrangement of gas cutter/ welding set at site. Size = DN 50 , PN 1.6/16 (Make: Sigma Flow/Tallis/Kirloskar)	1.00	Job	19394.00	19394.00
14.00	Fabrication, Providing and fitting of 90-120 degree bend/elbow to be fabricated out of GI pipe, 1 m length and flanged on both ends to make it leak proof. The flanges shall be M.S Flanges conforming to BIS 6392/1997 Table 17 (Rating PN16) and welded on both sides. The job includes nuts, bolts, gaskets etc as per site requirement. Size: DN 80	25.00	No.	2797.00	69925.00
15.00	Fabrication, providing and fitting of split type MS clamps 10 mm thick, 2 ft long and 3 inch wide for lowering and holding of pumping unit fitted. The job includes the cost of required size of nuts and bolts. Size: 80 mm	2.00	Job	2100.00	4200.00
16.00	Fabrication of gantry mechanism/CGI Shed by way of providing Structural steel in built up sections, trusses and framed work, including cutting, hoisting, fixing in position and applying a priming coat of steel primer and 02 coats of paint of approved shade all complete welded. The drawings and Dimensions for Gantry/CGI Shed will be provided by Site In Charge at the time of execution of job.	1550.00	Kg	102.00	158100.00
17.00	Fabrication of gravel Hooper for proper feeding of gravels to the bore well and platform to bear the load of pumping unit, column pipes etc by way of providing and fitting of Steel work welded in built up sections/framed work, including cutting, hoisting, fixing in position and applying a priming coat of approved steel primer using structural steel etc. as required. The job involves following steel details: i. In stringers, treads, landings etc of stair cases including use of chequered plate wherever required, all complete	226.00	Kg	115.00	25990.00
18.00	Providing and fitting of M.S 4 inch hinges -6 no and M.S handle heavy -2no., Anchor bolts with nuts (M16) of 0.3 m long = 04 No. Metallic strip (350mmx50mmx3mm) = 02 No.	1.00	Job	2500.00	2500.00

  
 Executive Engineer  


**Annexure 'B' to this Office Allotment Order No. \_\_\_\_\_ of 07/2023 for WSS Nilphan**

Sl. No.	Description of Work / Item(s) with Technical Specifications	No. of Qty	Units	Alloted/ Accepted Rate	Amount
19.00	<p>Supply, Installation and testing of motorized chain hoist with hook suspension along travelling trolley of proper specifications having following features                      The chain hoist shall also have the following characteristics -                      Motor: The basic drive of the hoist be provided with 3 phase squirrel cage totally enclosed induction motor having a high starting torque with class "F" insulation. The make of the motor be NGEF / SEIMNS / GEC/ Crompton and conform to IS - 325 (RPM:1500)                      Brake: The hoist shall have instant action. Fail to safe electromagnetic disc brake mounted on the end of the motor to ensure minimum safety and reliability when the load is held in its position as soon as the supply to the motor is switched off internally or accidentally. The adjustment &amp; maintenance of brake shall be quick and simple                      Gears: The hoist shall have precision cut spur and helical gears made of alloy steel mounted on bearings and housed in a dust proof gear box. The lubrication of gears be of high viscosity and temperature for longer life of gears                      Load Chain: The load chain be made of high tensile alloy steel having wear resistance and greatest mobility. The chain should be accurately collaborated, tested and have adequate in built factor of safety for safer operation                      Load chain wheel: Specially designed, perfectly machined wheel providing correct grip of load chain made of malleable cast iron makes the hoist most safe and reliable against any failure                      Lifting Hook: The lifting hook shall be forged with provision for free swiveling. Limit Switch: The limit switch shall have snap action, shunt type prevent over hoisting or over lowering to ensure maximum safety of operation                      Control: The unit shall be controlled by heavy duty air break direction reversing type bidders and electrically inter - locked for safety. Contactors, relay, fuses, low voltage transformer be fitted for control voltage and are to be housed in fabricated / pressed sheet steel box dust proof.                      Push button pendent: The contactors shall be operated by a pendent push button station suspended from hoist by a rope / dog chain to prevent any damage to the pendent cable and for easy operation.                      Test: The hoist supplied is to be tested at 25% overload and the test certificate of the same be provided at the time of installation. The complete unit as specified above is required to be fitted / tested at site.                      Besides the above works the job includes Providing and fitting 3-Core 6 sq. mm, 50 m submersible cable for providing power supply to motor of chain Hoist including P/F protection device of suitable capacity. The main specifications of the chain Hoist are given below:                      Capacity = 5 ton                      Hoisting speed = 2.4 M/Min                      Hoist motor H P = as per requirement                      No. Of chain falls = 4                      Min. Height of lift = 6 M                      Make: Indef/Globe/Pull Lift</p>	1.00	Job	256357.00	256357.00
20.00	<p>Supply, installation, commissioning and creation of pole mounted, outdoor type Electric Sub Station as per the technical specifications given here under - Specifications conforming to IS: 1180 (Part 1) 2014 with latest amendments                      Type: HT/LT Transformer Type of cooling: ONAN. Operating conditions:                      Input =11000 volts                      Output =433 volts AC supply in 3- phase. Terminals:                      Input=3 No. HT bush rods with insulators, washer, nuts etc. Output=4 No. LT bush rods switch insulators, washers, nuts etc.                      Core: The core shall be of high permeability to reduce core losses and the strips shall be of suitable size and gauge.                      Transformer Coils: Suitable number of HT and LT coils in each leg of the core. The transformer coils shall be fabricated out of superior quality aluminum wire/strips, properly wound. The HT transformer is completely filled with suitable grade transformer oil up to required level. The job includes carriage, and all leads and lifts involved.                      The HT transformer shall be of reputed make from an ISO certified company as per relevant standards and a test certificate shall be provided before installation. The transformer shall also be provided with breather fill with silica jel crystals, conservator with oil level indicator, explosion vet and adequate radiator fins/ Tubes. The impedance of transformer shall be as per IS: 1180 (Part 1) 2014 with latest amendments.                      NOTE: The scope of the work shall include obtaining of necessary inspection/clearance certificate from the concerned department for all the required equipment. The testing and commissioning shall be completed only after obtaining above certificate.                      Rating: 63 KVA HT Transformer, 3 phase (Level 2). (Make: Hightech/JK Tranformer).</p>	1.00	Job	171963.00	171963.00
21.00	Providing and fitting G.I Channel /Angle/ Flat of sizes including clamps.	1105.00	Kg	123.00	135915.00
22.00	Supply, Installation, Testing and commissioning of Polymeric Gang operated Air break switch, outdoor type, triple pole, suitable for vertical installation, single break provided with locking arrangement at both ON and OFF position consisting of HT post double insulator, copper or copper alloy high pressure heavy contact assembly, rod with bearings, operating handle and 2 length of 32mm dia. GI pipe conforming to IS 1818 1961, 06 No. of insulators, rated voltage 11KV 200A complete as per IS specs.	2.00	Job	11730.00	23460.00
23.00	Supply, Installation, Testing and commissioning of 11KV polymer fuses Set Horn Gap 3-phase 200 A suitable for vertical installation.	1.00	Job	4983.00	4983.00
24.00	Supply, Installation, Testing and commissioning of Gapless Surge arrestor station class, 10KA, 9KV, LA With polymer housing. Station Type.	1.00	Set	7754.00	7754.00
25.00	Supply and fitting of 11 KV polymeric composite pin insulator 12 KV, 5KN, Lighting impulse 75KV Positive, and 80 KV Negative, creepage distance 320mm	168.00	Job	342.00	57456.00
26.00	Supply, installation, erection of 9 mtrs long H.T pole of specifications ST- 410 (sp-33). The job further includes drilling of holes for installation of various accessories .wherever required the job further includes G.I wire earthing of pole as per REC standard.	56.00	No.	20680.00	1158080.00
27.00	P/F of Galvanized nuts, bolts of various sizes as per site requirement.	224.00	Kg	142.00	31808.00

Executive Engineer  





**Annexure 'B' to this Office Allotment Order No. \_\_\_\_\_ of 07/2023 for WSS Nilphan**

Sl.No	Description of Work / Item(s) with Technical Specifications	No. of Qty	Units	Allotted/ Accepted Rate	Amount
28.00	P/F Danger Plate with clamps	50.00	No	153.00	8568.00
29.00	Providing and fixing G I Barbed wire for anti climbing/ anti climbing devices with clamps	224.00	Kg	136.00	30464.00
30.00	Providing and Fitting of PG clamps	8.00	No	421.00	3368.00
31.00	Providing and fitting of Galvanized stay set with 50 X 8 mm Stay Clamp . Guy insulator (2no ), Anchor plate (200X200X6mm) . nuts and bolts . 2 NO- turn buckle . 1.8 m long . 16 mm diameter solid G I stay rod & 7/3 15 mm dia G I stranded wire complete	32.00	Set	4922.00	157504.00
32.00	Painting of poles with Red oxide	250.00	Lit	306.00	76500.00
33.00	Painting of poles with Aluminum paint	250.00	Lit	510.00	127500.00
34.00	Providing and fitting of ACSR as per IS 398 (part-2) 1996 for 50 sq mm ACSR (Galvanized steel reinforced) for fitment of various accessories	100.00	Mtr	56.00	5600.00
35.00	Supply, Installation and Testing of 35 Sq mm XLPE Aluminum H T cable (ABC type ) of 11 KV grade with following specs Size (cross sectional area in sq mm) = 3x35 with reinforced wire Phases Red, Yellow, Blue (Make: Havells/KEI/Polycab/Finolex)	1650.00	Mtr	818.00	1349700.00
36.00	Providing and fitting of Anchoring clamps comprising clamp body, plastic wedge, steel bill bracket , straps and buckles or nuts and bolts required for holding of 3 – Core, 35 Sq mm H.T AB Cable.	56.00	Job	457.00	25592.00
37.00	P/F of 11 KV cable termination kit for connecting 35 Sq mm XLPE cable (ABC type) with the existing HT line near tapping point and HT transformer.	4.00	Job	8994.00	35976.00
38.00	Providing and fitting of LT Distribution box for H T transformer with MCCB For incomer and SFU for outgoing circuits Capacity of transformer: 63 KVA	1.00	Job	28118.00	28118.00
39.00	Providing and fitting of PRODIGY LT Metre of following specification complete with all fixtures required for fitment at site Type: ESL100, 3 Phase, 4 wire Measurements offered: KWh, KVARh, KVAh, KVA Voltage : 3x240V(415v), 50HZ Ib : 40A Imax: 200A Battery: Lithium	1.00	Job	28000.00	28000.00
40.00	Fabrication, Providing and fitting of MUG 30 Modular Control Panel of appropriate size fabricated out of 14 SWG sheet having required openings/vents and protection Class : IP-55 & fitted with accessories as under: a) Bus bar Chamber: The bus bar chamber shall be fitted at the top of the panel horizontally throughout the length. There shall be 3 Nos. of phase bus bar and 1 No neutral bus bar and 1 No earthing bus bar. The bus bars shall be air insulated and made-up of high conductivity COPPER with current density of suitable rating for 100/200 Ampere. All panel compartments shall be provided with suitable cable alley and vertical bus bar alley. Suitable segregation shall be provided in between bus bar chamber and adjoining compartments. The bus bar shall be PVC sleeved with color strips of red, yellow, blue and black and the same be arranged in accordance with IS-375 specs. Electrical clearances shall be maintained between phases, neutral and body as per standards. b) Main Circuit Breaker (Incomer MCCB): Qty. = 02 No. of poles = 4 Pole Current Rating = As per requirement. Rated operational voltage = 415 V + 15 % Rated frequency = 50+/-3%Hz Ambient temperature = 40C Ultimate S.C Breaking Cap. at (415V AC, 50 Hz) = As per requirement Type of release = Thermal-Magnetic Overload protection = 0.8 – 1 xIn adjustable Short-circuit protection = 6-10xIn adjustable. Current rating = As per requirement c) Change over Switch: Qty. = 01 No. Rating = As per requirement Type = Front operated, on load, 4 pole, 400 +15%V, 50 + 3%Hz. d) Motor Back-up Protection MCCB: Qty = 2 No No. of poles = 3P Current Rating = As per requirement Rated operational voltage = 415 V +15 % Rated frequency = 50 + 3% Hz Ambient temperature = 40C Ultimate S.C Breaking Cap. at (415V AC, 50 Hz) = As per requirement current rating = 200 A a. Submersible starters:- Fully automatic star delta/DOL starters. b. Capacity = As per requirement Power Specs = 3 φ, 415 + 15% V, 50 + 3 % Hz. Relay range = As per requirement. Coil Voltage = 380 v Protection = single phasing , phase Reversal, phase unbalance (55 ± 5 V), Rated insulation voltage = 690V Terminal capacity = 120 Sq. mm with lug Or above Conformity to standard = IS/IES 60947-4-1 Qty. = 2 No's e) Auxiliary MCCB for Heating/Lighting: Circuit Breaker = MCCB (Outgoing) Qty. = 1 No. No. of poles = 4P Current Rating = As per requirement. Rated operational voltage = 415 V + 15 % Ultimate S.C Breaking Cap. at (415V AC, 50 Hz) = As per requirement g) Motor Protection Relay: Digital Motor Protection Relay with LCD Display for 3-phase supply with following protections suitable for	1.00	Job	234576.00	234576.00

Executive Engineer


**Annexure 'B' to this Office Allotment Order No. \_\_\_\_\_ of 07/2023 for WSS Nilphan**

Sl.No	Description of Work / Item(s) with Technical Specifications	No. of Qty	Units	Alloted/ Accepted Rate	Amount
	<p>the Modular Control Panel -                      Protections = Thermal Overload with pre-alarm, Short Circuit, Phase Loss, Unbalance, Phase reversal, Under Current, over current, Prolong starting, Locked Rotor, Under voltage, over voltage &amp; Earth fault                      h. M-power module for mobile starter for submersible motor 1P/2P 3 wire IVRS Languages - English, Hindi, Suitable Region- North India</p> <p>f) The panel shall be provided with phase indicators (03 NO) and digital ammeter of range 0-60 A, digital voltmeter of range 0-500 V, and digital frequency meter (01 No for each starter). The enclosure of the panel shall be of excellent fit and finish, corrosion resistant and powder coated gliding hinges for smooth and noiseless movement of windows and advanced locking arrangements</p> <p>i) Bus bar size (10 mtr x 02 mtr x 0.003 mtr x) 8960 kg/m<sup>3</sup> =5.38 kgs 100A                      ii) D-sine MCCB 4 pole (DN2 250N, 180-200, 50KA)                      iii) Change over switch Front Operated 100A                      iv) D sine MCCB 3 pole (DN0 125D, 100-125, 36KA)                      v) Mug (details as per estimate) x 2 (Mug 30, 30-50 Amp relay)                      vi) Auxiliary MCCB 63Amp                      vii) MM 10 of L@T (Motor Protection) Motor Protection                      viii) Module for mobile starter                      ix) Meters, (Ammeter &amp; voltmeter) and Freq Meter                      x) Indicators LS                      xi) Over load and Under Voltage Minlec                      (Change Over &amp; MCCB Make: L&amp;T/Havells/Multi Span)</p>				
41.00	<p>Providing, fitting, testing and commissioning of 50 KVA voltage stabilizer as per specifications below:                      Type of voltage controller: Manually operated copper wound, 3-phase, AC power supply multi step.                      Type of Regulator : Double plate type with electrolytic copper contacts. Input voltage : 250-400 volts.(3 phase)                      Output voltage : 400 ±10% volts.                      Frequency : 50 ±3 C/S                      Windings : Electrolytic grade copper of adequate section, vacuum impregnated and Oven-dried.                      Insulation : Fiber glass insulations to tested parameters. Cooling : Naturally, Oil cooled                      Temp. Rise (Max) : 30°C above ambient Mounting : On Uni-directional wheels. Correction rate : 30 volts per step                      Wave form distortion : virtually nil                      Duty cycle : 100% continuous                      Enclosure : MS sheet enclosure in pressed CGR Sheet powder coated with radiators.                      Core laminates : High grade, low eddy loss, grain oriented silicon steel laminations.                      Load : Three phase induction motor load. Load Amperes (continuous)                      Overload in 24-hours operation: 10% above continuous Ampere rating.                      The voltage stabilizer shall have T-oil level indicator gauge preferably glass type tube or otherwise visible to naked eye. The top of the container to have a display panel for housing 02 numbers Digital voltmeters (0-500V) along with 4-way selector switch and set of neon indicators for incoming and outgoing phases (06 No's).                      Insulating media (T. Oil) of 11 KVA grade to be provided and filled up to top level, with dielectric strength of 5 KV at 4m air gap. The T-Oil of specific grade should be provided in separate barrels and filled at site up to top level.                      The voltage Stabilizer shall be accepted with manufacturers dully stamped test certificate and shall have name plate with specifications.</p>	2.00	Job	107401.00	214802.00
42.00	<p>Providing and Fitting of 3.5-Core, XLPE, 1.1KV and 11KV grade Armored Aluminum Cable of various sizes conforming to IS: 7098 part 1st as service line from the HT transformer to control panel including necessary thimbling, crimping, taping etc.                      i) 50 sqmm, 3.5 core, LT cable (Make: Havells/KEI/Polycab/Finolex)</p>	90.00	Mtr	492.00	44280.00
42.01	<p>Providing and Fitting of 2-Core XLPE, 1.1KV and 11KV grade Armored Aluminum Cable of various sizes conforming to IS: 7098 part 1st as service line from the HT transformer to control panel including necessary thimbling, crimping, taping etc.                      ii) 10sqmm, 2 core, LT cable (Make: Havells/KEI/Polycab/Finolex)</p>	50.00	Mtr	162.00	8100.00
43.00	<p>Providing and fitting of 3-Core flat submersible copper cable conforming to IS: 694 (Part 1st) - 1964 &amp; IS: 694 (Part 2nd) - 1964 for Submersible Pumping Unit and other electrical Equipment. The cable connections terminal shall be fitted with copper thimbles of required size. The main specification of the cable is given below:                      Size: 16 sq.mm (Make: Havells/KEI/Polycab/Finolex)</p>	270.00	Mtr	711.00	191970.00
44.00	<p>Providing and fitting of 50 mm square single core copper cable for interconnecting various electrical gadgets as per IS 694: 2010 along with thimbling as per requirement. (Make: Havells/KEI/Polycab/Finolex)</p>	180.00	Mtr	780.00	140400.00
45.00	<p>Providing and Fitting of cable tray of suitable size for carrying the cable inside the machinery room.</p>	50.00	Mtr	1000.00	50000.00
46.00	<p>P/I of earthing station for electric substation, LT panel, DG Set and stabilizer comprising of company fabricated earthing electrode as per IS: 3043. The job includes Auguring of bore of required dia/depth for installation of electrode along with backfill compound mixed with soil and all other items required thereof for achieving the best result. The job includes connecting of electric gadgets through GI strip as per relevant standards.                      Safe earthing electrode size : 65/80 mm dia (As specified), Length : 2000 mm                      Back fill compound : 30 kg</p>	6.00	No.	10462.00	62772.00

  
 Executive Engineer


**Annexure 'B' to this Office Allotment Order No. \_\_\_\_\_ of 07/2023 for WSS Nilphan**

No.	Description of Work / Item(s) with Technical Specifications	No. of Qty	Units	Alloted/ Accepted Rate	Amount																																																									
47.00	Supply, installation of 6 kg Co2 type fire extinguisher manufactured as per IS 15683 of 2006 with IS mark and comply with DGMS (Approval). The Co2 extinguisher should be suitable for class B & C fire and also for fire involving electrical equipment. The cylinder used for fire extinguisher shall be approved by petroleum and explosive safety organization (PESO) as per gas cylinder rules 2004 and as per IS 7285 of 2004. The body should be made of seamless steel (manganese) conforming to IS 7285 with IS mark and should be provided with squeeze grip nozzle and should be filled with co2 conforming to IS 15222 of 2002 with certificate. The extinguisher shall be provided with manufactures test certificate and hydraulic test certificate by BIS from PESO	4.00	Job	6447.00	25788.00																																																									
48.00	<p>illumination of Premises</p> <p>Providing and erection of 9 Mtr long Hot Dip Galvanized octagonal pole (single Section) with bottom 150mm, top 75mm wide, thickness 3mm with 70 Microns Zinc coating having inside arrangement for providing of power connection along with following items</p> <p>1) 3 Way Terminal Connector 20 Amp</p> <p>2) 3 No MCB 8 Amp</p> <p>The job includes fabrication, providing and fitting of three arm GI structure at the top having 120° angle between arms and each arm having 15° inclination with respect to horizontal plane. Each arm should be of 2' length and size and shape appropriate as per requirement of the luminary.</p> <p>The job also includes providing and fitting of required length of flexible multistrand 2 mm copper wire from each terminal connector to each holding arm. The pole is mounted on 1:2:4 Cement concreting of size not less than 2'x2'x6" (cost of concreting not included in the job) using 04 No anchor bolts of required size not less than 7" in length. The complete job includes earthing in GI Electrode as per relevant IS Code</p>	1.00	Job	22226.00	22226.00																																																									
49.00	<p>Providing, installation, testing and commissioning of area lighting 120 Watt LED (Street Light Type) on top of octagonal pole (Make: Bajaj/Phillips/Havells/Syska)</p> <p>Having following specs:</p> <p>Input: 90-240 V 50 Hz</p> <p>Power Factor: &gt;0.9</p> <p>Colour Temperature: 4K - 6.5K Beam Angle: 120° - 170° Lumens: &gt;12000</p> <p>Operating Temperature: -20° C to 60° C</p> <p>The LED is pressure die cast aluminum housing with power coated finish and having Ingress Protection up to IP-65</p> <p>The LED is properly fitted on the arm of the pole and connected to the copper wire as provided in the high mast pole</p>	3.00	Job	9486.00	28458.00																																																									
50.00	Providing and installation of Junction Box with DP 32 A MCB to serve as Main switch for LED Lighting. The job includes making of electric connection to the circuit.	1.00	Job	2227.00	2227.00																																																									
51.00	Providing, Installation and testing of 2KVA fully automatic voltage stabilizer with input voltage 70-240 V and output 220 V. The stabilizer shall be installed and connected to the electric circuit as per location provided by site in charge.	1.00	Job	8154.00	8154.00																																																									
52.00	Supply, installation, Testing & commissioning of 1000VA Full Sine wave power inverter (Make: Luminious/Exide) including Providing / Installation of 12V, 180AH Tubular inverter Battery with trolley and cover. (Make: Luminious/Exide/Amaron) with 2-core 6mm <sup>2</sup> Cu wiring as per site requirement along with other accessories like SS-Combine (02 No's), 3-pin plugs etc of reputed make for proper fitment and installation of the item.	1.00	Job	34053.00	34053.00																																																									
53.00	<p>Providing, laying &amp; fixing of shock proof rubber mats with adhesive/bonding material on the floor of the pump house, covering area around electro- mechanical machinery for safeguarding the life &amp; limb of the workmen due to possible leakage of current &amp; short circuit. The floor surface shall be made good &amp; shall be free from dust, grease, foreign material &amp; moisture free. The mats shall be as per IS 15652:2006 &amp; shall have the following specifications: - Composition: Rubber (synthetic mats for electrical purpose)</p> <p>Thickness: - 2.5mm Size: - 1M wide.</p> <p>The rubber mats shall be accepted with manufacturers test certificate.</p>	10.00	Mtr	1205.00	12050.00																																																									
54.00	<p>TOOL KIT For Maintenance: -</p> <p>The Tool Kit for maintenance shall comprise of the following and all the items as mentioned below shall be of:</p> <p>Providing of tool kit consists of following items</p> <p>i. Double ended Spanner (Chrome plated) 02 sets complete</p> <p>ii. Double ended Ring spanners chrome plated 02 sets complete</p> <p>iii. Allen key set black finish 02 sets complete</p> <p>iv. S-16 MXL, S- 16 H X L Socket Set (19 sockets + 6 Accessories) - 01 No.</p> <p>Combination Pliers insulated with thick C.A sleeve; size in mm 165, 210, 255 each - 02 No.</p> <p>v. Long nose plier insulated with thick C.A sleeve; size in mm 165, 205 each - 02 No.</p> <p>vi. Side cutting plier insulated with thick C.A sleeve; size in mm 165, 205 make - 02 No.</p> <p>vii. Insulated screw Drivers</p> <p>Blade Blade Tip Quantity length in dia. in dimensions</p> <table border="0"> <tr> <td>mm</td> <td>mm</td> <td>in</td> <td>mm</td> <td>mm</td> <td>in</td> <td>mm</td> <td>mm</td> <td>in</td> </tr> <tr> <td>50</td> <td>3</td> <td>1.6</td> <td>x</td> <td>0.4</td> <td>02</td> <td>75</td> <td>3</td> <td>1.6</td> <td>x</td> <td>0.4</td> <td>02</td> </tr> <tr> <td>100</td> <td>3</td> <td>3</td> <td>x</td> <td>0.4</td> <td>02</td> <td>125</td> <td>3.5</td> <td>3.5</td> <td>x</td> <td>0.5</td> <td>02</td> </tr> <tr> <td>150</td> <td>3.5</td> <td>3.5</td> <td>x</td> <td>0.5</td> <td>02</td> <td>200</td> <td>4</td> <td>4</td> <td>x</td> <td>0.6</td> <td>02</td> </tr> <tr> <td>300</td> <td>5</td> <td>5</td> <td>x</td> <td>0.8</td> <td>02</td> <td></td> <td></td> <td></td> <td></td> <td></td> <td></td> </tr> </table> <p>viii. Hammer with handle weight - 110 gm, 340 gm, 600 gm -each - 1No. .</p> <p>ix. Heavy duty pipe Wrench length in mm - 200, 300, 600 each - 01 No.</p> <p>x. Electric Multimeter =1No                      xi. Digital multimeter - 1No.</p> <p>xii. Digital Clamp tester capable to measure up to 400A - 1 No.</p> <p>xiii. Hack saw frame with hack saw blade - 01 No.</p> <p>xiv. iv. S-16 MXL, S- 16 H X L Socket Set (19 sockets + 6 Accessories) - 01 No.</p>	mm	mm	in	mm	mm	in	mm	mm	in	50	3	1.6	x	0.4	02	75	3	1.6	x	0.4	02	100	3	3	x	0.4	02	125	3.5	3.5	x	0.5	02	150	3.5	3.5	x	0.5	02	200	4	4	x	0.6	02	300	5	5	x	0.8	02							1.00	Job	28840.00	28840.00
mm	mm	in	mm	mm	in	mm	mm	in																																																						
50	3	1.6	x	0.4	02	75	3	1.6	x	0.4	02																																																			
100	3	3	x	0.4	02	125	3.5	3.5	x	0.5	02																																																			
150	3.5	3.5	x	0.5	02	200	4	4	x	0.6	02																																																			
300	5	5	x	0.8	02																																																									

  
 Executive Engineer

**Annexure 'B' to this Office Allotment Order No. \_\_\_\_\_ of 07/2023 for WSS Nilpham**


No	Description of Work / Item(s) with Technical Specifications	No. of Qty	Units	Alloted/ Accepted Rate	Amount
	<p>Starting System. The system shall be able of starting of DG set with 20-30 Sec even in winter conditions with ambient temp down to -50C</p> <p>4) Engine Instrument Panel: The Engine Instrument Panel shall be fitted with starting switch with keys, Lube Oil Gauge, Temperature &amp; Pressure Gauge, Speedometer, Kilowatt Hour Meter etc and all other accessories as required.</p> <p>5) Safety Control: The D. G. Set shall be provided &amp; fitted with all the safety controls i.e. for Low lube oil Pressure indication switch, High water temperature indication, RPM indication, water temperature indication, battery charging indication etc.</p> <p>C) Standard Control Panel: - The control panel shall be fabricated out of suitable sheet steel duly pretreated and aesthically finished. The control panel shall be totally enclosed, dust and vermin proof, floor/ wall mounted type. The control panel shall consist of following instruments:</p> <p>i). A C Voltmeters of class 1.5 accuracy and 0-600 V with 4 position Selector switch. ii). A C Ammeter of class 1.5 accuracy and of suitable range iii). HRC Fuses of suitable rating. iv). One MCB of suitable rating for D G Sets. v). Frequency meter vi). Power Factor meter digital type above 15 KVA. vii). Push buttons switch for ON and OFF operation. viii). Pilot lamps. ix). Battery charger/ inverter with voltage regulator, Voltmeter and Ammeter for charging the battery from Mains. This will be in addition to battery charging alternator fitted on the engine. x). Energy meter (class-2) of suitable rating confronting to relevant IS for DG Sets above 15 KVA rating. xi). Instrument and control fuses.</p> <p>All the components in the control panel shall be properly mounted, duly wired and labelled. Suitable terminals shall be provided for incoming and outgoing connections. The instruments / components shall be of reputed make. Item No ii, v, vi, and x can be alternately supplied in one combined digital meter.</p> <p>Canopy The Canopy of the D. G. Set shall be fabricated out of M. S. Sheet of required gauge so as to withstand the snow load etc. duly painted. The Canopy shall be as per the Norms of the as laid down in the environmental protection rules 1986 of Ministry of Environmental (Protection) and Forest, read with GSR-371(E) Dated:17-05-2002 at S. No 95 for emissions limits and GSR-371(E) Dated: 17-05-2002 at S. No 94 (Paragraph 1 and 3) for noise limits for the DG Set and as per the latest amendments if any. The job also includes the cost on account of HSD and skilled operator required for operation of D.G set for a period of 10 hours continuously during its testing and commissioning of D.G set at site. (Make: Mahindra/KOEL/Kirloskar/Cummins/Eicher)</p>				
64.00	<p>Providing and fitting of L.T 50 Sq. mm , 1 core, capable to work up to 1.1 KV , XLPE insulated , galvanized steel strip armored copper cable conforming to IS : 7098(part -1) 1988 with latest amendments. The job includes providing and fitting of suitable rating copper thimbles duly crimped and taped at conductor ends by hydraulic crimping tool. The job includes earth work in excavation wherever required for laying of cable underground, capable to work upto 1.1 KV , XLPE insulated , galvanized steel strip armored copper cable conforming to IS : 7089 (part -1) 1988 With latest amendments to be fitted from D.G Set to Modular control panel. (Make: Havells/KEI/Polycab/Finolex)</p>	150.00	Mtr	506.00	75900.00
65.00	<p>Providing corrugated G.S Sheet roofing on all sides of DG Set including vertical/ curved surface fixed with polymer coated J or L Hooks, bolts and nuts 8 mm dia. diameter with bitumen and G.I limpet washers filled with white lead, including a coat of approved steel primer and two coats of approved paint on overlapping of sheets complete (upto any pitch in horizontal /vertical or curved surface) excluding the cost of purlins, rafters and trusses and including cutting to size and shape wherever required. 1.25 mm thick with zinc coating not less than 350 gram/m<sup>2</sup></p>	66.00	Sqm	1713.00	113058.00
66.00	<p>Providing, Installation, Testing &amp; Commissioning of complete switchgear unit for protection of D.G Set consisting of 200A MCCB 3- pole , 415 V, 50 KV breaking capacity housed properly in cubical enclosure made up of M.S SWG - 16 sheet steel (outdoor type) duly powder painted with anti-corrosive paint comprising of three compartments for incoming / outgoing circuits and MCCB. The panel should have adequate double locking Arrangement with Cu- Bus Bar 12x40 mm with Bakelite insulation and LT Arrangement selector switches, phase indicators. The equipment should be installed at appropriate height in a stand consisting of 50 x 50 x 6 mm angle grouted in ground with appropriate cement bottoming as per the IS standard.</p>	1.00	Job	39422.00	39422.00
67.00	<p>Carriage of sand , stone aggregate by mechanical transport including loading , unloading and stacking (average distance-5km)</p>	70.00	Cum	197.00	13790.00
<b>Total in Figures:</b>				<b>7925357.447</b>	
<b>Say Rs.</b>				<b>79.255 Lac</b>	
<b>Total in Words: Rupees Seventy-Nine Lac, Twenty-Five Thousand &amp; Five Hundred Only.</b>					

  
 Executive Engineer  
 Ja Shakti (PHE) Mechanical Division  
 South Amlentipora

Executive Engineer

**FORM I**  
**SCHEME WISE LIST OF WORKS**



S No.	Name of Water Supply Scheme	Description of Work	District	Esstt. Cost (In Rs.)	Time of Completion	Accord No. & Date	Technical Sanction No. & Date
1.	Dewa	Electro-Mechanical Works	Pulwama	23,42,000/-	45 days	SE/Hyd/Spn/149 of 02/2020-21 Dated: 10/02/2021	T.S. by Exen. EE/JSD/Mech./AWP/JJM/02 of 04/2023 Dated: 12/04/2023.
2.	Ganishibal Hari	Electro-Mechanical Works	Pulwama	30,07,000/-	60 days	SE/Hyd/Spn/79 of 01/2020-21 Dated: 27/01/2021	T.S. by Exen. EE/JSD/Mech./AWP/JJM/01 of 04/2023 Dated: 12/04/2023.
3.	Kewa Malikabad	Electro-Mechanical Works	Anantnag	40,92,000/-	60 days	SE/Hyd/DB/38 of 2020 Dated: 31/08/2020	T.S by S.E. 02-PHE/MCS of 2023 Dated: 07/04/2023
4.	Khan Basti Chukpora	Electro-Mechanical Works	Pulwama	60,05,000/-	75 days	CE/PHE/DB/222 of 06/2021 Dated: 12/06/2021	T.S by S.E. 01-PHE/MCS of 2023 Dated: 07/04/2023
5.	Nilphan	Electro-Mechanical Works	Anantnag	79,25,500/-	90 days	CE/PHE/DB/JJM/338 of 02/2023 Dated: 14/02/2023	(T.S by C.E) CE/PHE/DB/832 of 02/2023 Dated: 17/02/2023 (T.S by S.E) 03-PHE-MCS of 2023 Dated: 07-04-2023
6.	Nunwani Brakpora	Electro-Mechanical Works	Anantnag	42,86,000/-	60 days	CE/PHE/DB/JJM/238 of 08/2022 Dated: 01/08/2022	(T.S by C.E) CE/PHE/DB/87 of 08/2022 Dated: 25/08/2022 (T.S by S.E) 04-PHE-MCS of 2023 Dated: 07-04-2023

  
 Executive Engineer  
 Jal Shakti (PHE) Mechanical Division  
 South Awantipora

station and erection of 11KV/33KV feeder line, providing, laying, welding, testing and commissioning of an MS/GMS Rising main with control valves etc.”

For arriving at the cost of similar work, the value of work executed shall be brought to current costing level by enhancing the actual value of work at simple rate of 07% per annum, calculated from the date of completion to the date of bid opening. For a period less than a year but more than six months weightage/escalation for a full year shall be loaded. Similarly, for a period less than six month, no weightage shall be given.

7. Average Annual financial turnover during any three financial years out of the last 05 years, ending 31<sup>st</sup> March of previous financial year, issued by a registered Chartered Accountant under his seal and signature shall be minimum 30% of the advertised cost.
8. Scanned copy of list of works completed for the last 05 financial years along with the details of Allotment/work order with date of start of work and completion duly self-attested by the authorised signatory of firm. The performance and completion certificate of these works shall be issued by an officer of rank of Executive Engineer or above.
9. Scanned copy of list of on-going works (works in hand) to be completed along with the details of Allotment/work order with date of start of work and current physical status duly self-attested by the authorised signatory of firm.
10. Although no make has been specified in respect of any equipment, the bidder shall furnish QAP/GAD of only those makes which are standard with proven record of satisfactory performance in this Department or any other Government Department in the UT or outside. Thus the bidder shall have to mandatorily furnish a list of makes and technical data for the tendered equipment which the firm intends to supply, in the cover 1<sup>st</sup> of the bid so that the Department is fully satisfied about the quality of the equipment. (Form X)
11. Scanned copies of Techno Commercial T&C duly accepted/signed/stamped. (FORM VIII)
12. Scanned copy of Bid Security Declaration (e-stamped Notarized) (in case of MSME). {Form IX.}

  
**Executive Engineer,  
PHE Mechanical Division South  
Awantipora**  


## APPENDIX 'A'

### PRE-QUALIFICATION AND TECHNICAL BID (Cover 1<sup>st</sup>)

The cover 1<sup>st</sup> of the tender document shall consist of pre-qualification criteria, general terms and conditions and technical specifications of the tendered work. The PQC shall consist of SITC of Electro-mechanical equipments.

#### 1. Registration Certificate

- Scanned copy of Registration Certificate of Workshop/SSI Unit/MSME or Electro-Mechanical works issued by Competent Authority or Valid Electrical/Mechanical License. (For Electro-mechanical works)
- 2. Scanned copy of processing fee of Rs 500/= in the shape of Treasury Receipt/e-transfer (Screen shot of transaction) in favor of Executive Engineer, Jal Shakti (PHE) Mechanical Division South Awantipora (Major Head: 0215-PHE), {Form VIII}.
- 3. Scanned copy of Earnest Money Deposit (EMD) @ 02% of the Advertised Cost of each work in the shape of CDR/FDR/BG pledged to Executive Engineer, Jal Shakti (PHE) Mechanical Division South Awantipora.
- 4. Scanned copy of the latest Income tax return certificate.
- 5. Scanned copy GST Registration & GST return in FORM GST-3B of the last quarter.
- 6. Scanned copy of experience certificate of having successfully completed or substantially completed similar works during last **seven** years ending last day of the month, previous to the one in which tenders are invited.

- Three similar completed or substantially completed works each of value not less than 40% of the estimated cost, with capacity equal to 80% or higher of the Advertised equipment (Pumping Equipment).

(Or)

- Two similar completed or substantially completed works each of value not less than 50% of the estimated cost, with capacity equal to 80% or higher of the Advertised equipment (Pumping Equipment).


(Or)

- One similar completed or substantially completed work of value not less than 80% of the estimated cost, with capacity equal to 80% or higher of the Advertised equipment (Pumping Equipment).

The substantial completion shall be based on **80%** (value wise) or more works completed under the contract. The experience certificate (satisfactory performance certificate of works executed) shall have been issued by an officer of the rank not below an Executive Engineer of any Government Department/Semi Government/PSU's.

As the works advertised in the instant NIT is of SITC of electro-mechanical equipments, thus definition of similar work has been fixed as

"SITC of pumping units (horizontal, vertical, submersible, open well) with allied electro-mechanical equipment's like Electric Switch gears, starters, control valves etc., equal to or greater than 80% of advertised equipment (pumping equipment), execution of hydro electric projects, transmission lines, Creation of an electric sub-



## General Instructions to Bidders Regarding e-tendering Process

- a. The interested bidder can download the NIT/bidding document from the website [www.jktenders.gov.in](http://www.jktenders.gov.in).
- b. To participate in bidding process, bidders have to get (DSC) "Digital Signature Certificate" as per Information Technology Act-2000, to participate in online bidding. This certificate will be required for digitally signing the bid. Bidders can get above mentioned digital certificate from any approved vendor.
- c. The bidders have to submit their bids online in electronic format with Digital Signature. The bids cannot be uploaded without Digital Signature. No Proposal will be accepted in physical form.
- d. Before submission of online bids, bidders must ensure that scanned copies of all the necessary documents have been attached with the bid.
- e. The department will not be responsible for delay in online submission of bids. All the required information for bid must be filled and submitted online, well before the last date and time of submission.
- f. Bidders should get ready with the scanned copies of cost of documents & EMD as specified in the tender documents the original instruments in respect of cost of documents, EMD and relevant documents be submitted to the Tender Inviting Authority by Speed/Registered post/courier as per time schedule specified.
- g. The details of cost of documents, EMD specified in the tender documents should be the same, as submitted online (scanned copies) otherwise bid will not be accepted.
- h. Bidders can contact the undersigned for any guidance for getting DSC or any other relevant details in respect of e-tendering process.
- i. Bidders are advised to use "**My Documents**" area in their user on [jktenders.gov.in](http://jktenders.gov.in), e-tendering portal to store important documents like Experience certificate, Balance sheet, Certificate regarding taxes and TIN, and other related documents etc., and attach these certificates as Non-Statutory documents while submitting their bids.
- j. Bidders are advised not to make any change in BOQ (Bill of Quantities) contents or its name. In no case they should attempt to create similar BOQ manually. The BOQ downloaded should be used for filling the net Percentage rates inclusive of all taxes and it should be saved with the same as it contains.
- k. The guidelines for submission of bid online can be downloaded from the website [www.jktenders.gov.in](http://www.jktenders.gov.in).




9. Director Planning Jal Shakti (PHE) Department, Civil Secretariat, J&K for information please.
10. Technical Advisor Kashmir Jal Jeevan Mission for information.
11. Superintending Engineer, Jal Shakti, PHE Mech. Circle (South), Srinagar for information.
12. Superintending Engineer, Jal Shakti, Hydraulic Circle Anantnag/Kulgam for information.
13. Superintending Engineer, Jal Shakti, Hydraulic Circle Pulwama/Shopian for information.
14. Joint Director Information Department, Srinagar for information. He is requested to get the e-NIT published in two leading local dailies preferably Greater Kashmir & Urdu daily for Kashmir province and one National Daily before its due date.
15. Executive Engineer (JSD) PHE Division, **Awantipora** for information.
16. Executive Engineer (JSD) PHE Division, **Bijbehara** for information.
17. Executive Engineer (JSD) PHE Division, **Qazigund** for information.
18. File Concerned.

*[Handwritten signature]*

1. Bid documents can be accessed and downloaded from the website [www.jktenders.gov.in](http://www.jktenders.gov.in)
2. The pre-bid meeting will be held in the office chamber of the Executive Engineer, Jal Shakti (PHE) Mechanical Division South Awantipora.
3. The whole bidding process shall be completed online on tender portal [www.jktenders.gov.in](http://www.jktenders.gov.in). The intending bidders can download the bid document from the tender portal and can submit their bids by uploading them on the tender portal.
4. The bids received shall be opened online in the office of the Executive Engineer, Jal Shakti (PHE) Mechanical Division South Awantipora.
  - a. Bids must be accompanied by bid security and cost of Tender Document as specified against each item of work.
  - b. **Bid Security** to be pledged in favour of Executive Engineer, Jal Shakti (PHE) Mechanical Division South Awantipora. **Bid Security** will have to be in form of CDR/FDR/BG of any scheduled Bank and shall be valid for a period of 90 days from the last date of submission of bid.
  - c. The cost of tender documents should be in form of TR/e Challan in favour of Executive Engineer, Jal Shakti (PHE) Mechanical Division South Awantipora.
5. The hard copies of cost of tender document in shape of DD/TR/e-Challan, Earnest money in shape of CDR/FDR/BG and other relevant documents shall be obtained from the bidder who is declared as L1 after opening of financial cover.
6. The bid shall remain valid for a period of **90 days** from the last date of submission of bids. If any bidder/tenderer withdraws his bid/tender before the said period or makes any modifications in the terms and conditions of the bid, the said earnest money shall stand forfeited and the bid shall be declared non-responsive.
7. Other details can be seen in the bidding documents from the website [www.jktenders.gov.in](http://www.jktenders.gov.in).
8. Queries by email if any should be made at [xenphemechsouthawp@gmail.com](mailto:xenphemechsouthawp@gmail.com).

No: JSD/MDSA/128-44  
Dated: 13/04/2023

  
Executive Engineer,  
PHE Mechanical Division,  
South Awantipora

**Copy to the: -**

1. Principal Secretary, Jal Shakti (PHE/I&FC) Department, Civil Secretariat, J&K for information please.
2. Development Commissioner works, Civil Secretariat, J&K for information please.
3. Mission Director, Jal Jeevan Mission Jammu & Kashmir Civil Secretariat for information please.
4. Chief Engineer Jal Shakti (PHE) Department Kashmir, Srinagar for information please.
5. Chief Engineer, Designs Inspections & Quality Control Department, J&K for information please.
6. District Development Commissioner Anantnag for information please.
7. District Development Commissioner Pulwama for information please.
8. Director Finance Jal Shakti (PHE) Department, Civil Secretariat, J&K for information please.

**UNION TERRITORY OF JAMMU AND KASHMIR,  
OFFICE OF THE EXECUTIVE ENGINEER JAL SHAKTI (PHE) MECHANICAL  
DIVISION SOUTH AWANTIPORA**



**NOTICE INVITING TENDER**

**e-NIT No. 03 of 2023-24 Dated: 13-04-2023**

For and on behalf of Lt. Governor of UT of J&K, Executive Engineer Jal Shakti (E) Mechanical Division South (Awantipora), invites e-tenders from reputed and successful Bidders/ Firms/Companies/ Consortiums between bidder/firm and financier **of all classes** registered in JKPWD/CPWD/Railways or any other state government for **"Supply, Installation, Testing & Commissioning of electro-mechanical equipments at various water supply schemes of Jal Shakti (PHE) Mechanical Division South Awantipora"**. The bidding process shall be completed online on [www.jktenders.gov.in](http://www.jktenders.gov.in) in two covers viz. **Cover 1<sup>st</sup>** consisting of Pre-qualification Criteria, General Terms and Conditions and Technical Specifications and **Cover 2<sup>nd</sup>** shall consist of Financial Bid on percentage basis, in the prescribed BOQ.

<b>Particulars of the work</b>	<b>Esttd. Cost (Lacs)</b>	<b>Tender fee (in Rs)</b>	<b>Earnest money Deposit</b>	<b>Bid Validity</b>	<b>Time of Completion of work</b>
2	3	4	5	6	7
Supply, installation, testing and commissioning of electro-mechanical equipments at various water supply schemes of Jal Shakti (PHE) Mechanical Division South Awantipora.	Work/Scheme wise details given in Form-I of Tender Document	Rs. 500/- for each work	02% of the estimate cost of each work	90 days	As indicate against each item in Form-I of Tender Document

**Programme/Position of funds: Approved Under Jal Jeevan Mission (JJM)**

The tender inviting authority is Executive Engineer, Jal Shakti (PHE) Mechanical Division South Awantipora.

The awarding authority is District Jal Jeevan Mission (DJJM).

**Critical Dates:**

<b>I</b>	Publish Date on Tender Portal	<b>13-04-2023 (01:00 pm)</b>
<b>II</b>	Document Download/sale start Date	<b>13-04-2023 (01:00 pm)</b>
<b>III</b>	Date of Pre-bid meeting	<b>19-04-2023 (11:00 am)</b>
<b>IV</b>	Bid submission start date	<b>13-04-2023 (01:00 pm)</b>
<b>V</b>	Document Download/sale end Date	<b>01-05-2023 (04:00 pm)</b>
<b>VI</b>	Bid submission end date	<b>01-05-2023 (04:00 pm)</b>
<b>VII</b>	Date and time of Bid opening	<b>02-05-2023 (01:00 pm)</b>