



Government of Jammu and Kashmir (UT)
OFFICE OF THE EXECUTIVE ENGINEER
JAL SHAKTI (PHE) MECHANICAL DIVISION SOUTH AWANTIPORA.
E-MAIL ID:-xenphemechsouthawp@gmail.com Fax/phone. 01933-295537



Allotment Order No: 39 of 07/2023

M/S B. Constructions Electrical & Mechanical
Prop: Mohammad Rafiq Bhat
R/o: Qutubdinpora, Nowhatta, Srinagar
GST No: 01AJJPB0776A1Z1
Cell No: 7889483701
Email:

AA Accorded vide Order No.	SE/Hyd/Spn/74 Dated: 27/01/2021
Tech. Sanction Accorded vide Order No.	EE/JSD/Mech/ Awp/JJM/18 of 09/2022
Adv. Cost:	Rs. 6,67,000/- ✓
Allotted Cost:	Rs. 6,67,000/- ✓

Subject:- Supply, installation, testing and commissioning of electro-mechanical equipments at water supply scheme Gadhanjipora of Jal Shakti (PHE) Mechanical Division South Awantipora under JJM.

Reference:-
1. This office e-NIT No.: 71 of 2022-23 of 18/11/2022 issued under endorsement No.: JSD/PHE/MDSA/3797-3810 Dated: 18/11/2022 read with Corrigendum No.: JSD/MDSA/4899-4901 Dated: 24-01-2023.
2. Chief Engineer Jal Shakti (PHE) Department Kashmir's Authorization No.: CE/JSD/DB/7601-61 Dated: 30-05-2023.
3. Superintending Engineer Jal Shakti (PHE) Mechanical Circle South Srinagar Office Letter No.: JSMCS/TS/601-03 Dated: 31-05-2023.
4. Acceptance of rates/extension of validity of your tender confirmed by you.

Dear Sir,


For and on behalf of Lt. Governor of J&K U.T contract for execution of aforementioned job is hereby fixed with you on item rate basis. This is in response to your online bid and subsequent acceptance of rates, specifications, terms and conditions as contained in Annexure "A & B" of this allotment order.

Encl. 07 W/C

No.: MDSA/ 1791-90-

Dated: 10 07/2023

Yours Sincerely


Executive Engineer
Jal Shakti PHE Mechanical Division
(South) Awantipora
(Member JJM)

Copy to the:

1. Chief Engineer Jal Shakti (PHE) Department Srinagar for information.
2. District Development Commissioner (Chairman DJJM) Pulwama for information.
3. Superintending Engineer Jal Shakti (PHE) Mechanical Circle (South) Srinagar for information.
4. Superintending Engineer Jal Shakti (PHE) Hydraulic Circle Pulwama/Shopian for information.
5. Executive Engineer Jal Shakti (PHE) Division Pulwama for information.
6. Provisional Head, TPIA JJM Kashmir, (WAPCOS Limited) Corporate Office 76-C Institutional area Sector-18 Gurugram-122015 (Haryana) for information.
7. Assistant Executive Engineer Jal Shakti (PHE) Mech. Sub Division Pampore for information & necessary action. He will ensure execution of work strictly in accordance with the rates, specifications, terms / conditions & within the stipulated time, besides, the cost of work should not exceed beyond allotted cost. In case of any delay in completion of work, the reasons shall be justified.
8. File concerned.

ANNEXURE "A" to this office Allotment Order No: 39 of 07/2023

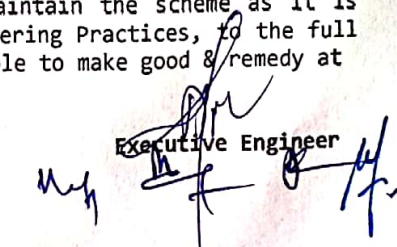
Name of work: Supply, installation, testing and commissioning of electro-mechanical equipments at water supply scheme Gadhanjipora of Jal Shakti (PHE) Mechanical Division South Awantipora under JJM.

General Terms and Conditions: -

1. **TIME OF COMPLETION:** The scheme shall have to be completed/tested/commissioned within a period of **45 days** from the date of issue of this allotment order.
2. **AGREEMENT:** A formal agreement deed shall be executed by the firm with the department within a period of **07 days** from the date of issue of this allotment order after deposition of performance security @ **03%** of allotted cost. However, non drawl of agreement will not prevent the contract from being enforced upon you.
3. **PENALTY:** In the event the contractor failing or delaying the work or a part thereof, & or non-complying with any of the terms and conditions of the contract, the NIT & the Agreement, the Department, without prejudice to the remedies available under the law in force in J&K UT, may terminate the contract after seven days' notice, and or recover the amount of loss caused by failure/delay or default of the contractor. The amount of such recoveries shall be determined by the Superintending Engineer PHE Mechanical Circle South Srinagar and or impose a penalty as the Government /Department may determine and or forfeit the performance security and or resort to any or all the remedial actions available under the law in force in the UT of J&K at the time of the dispute.
4. **ARBITRATION:** In case of any dispute arising at any stage between the contractor and the Department, the same shall be referred to the Superintending Engineer PHE Mechanical Circle South Srinagar /Govt. of J&K who may give a decision or nominate any other person of Government for arbitration. The decision to such arbitration shall be final and binding on both the parties.
5. **PERFORMANCE SECURITY DEPOSIT:** Soon after issuance of allotment order, the firm has to deposit performance security in the shape of CDR/FDR/BG valid for 18 months pledged to Executive Engineer PHE Mechanical Division (South) Awantipora within 07 days which shall be released after expiry of defect liability period/report of concerned AEE (After fulfillment of all contractual obligations). Failing to produce performance security, the firm is liable to be debarred for participation in future tendering in this Division and same shall be recommended to higher offices and other Govt. offices of UT of J&K.
6. **JURISDICTION OF COURT:** All disputes pertaining to this contract shall be subject to the jurisdiction of the Courts of J&K UT only.
7. **TERMINATION OF CONTRACT:** The department reserves the right to terminate the contract at any stage in case performance of the firm is found un-satisfactory in terms of any or all clauses of the NIT/Contract/Agreement in vogue.
8. **ADVANCE PAYMENT:** The Department shall in no case entertain any condition or request of making advance payment of any kind to the contractor during the execution of the work.
9. **TAXES, DUTIES LEVIES etc:-** The rates offered by the Department shall be firm and final. Payment of Income Tax/GST, Octroi, Toll tax, Entry tax, Cess service tax duties and other levies etc. of the central or the UT Government and incidental charges of any shall be the responsibility of the contractor/firm.
10. **FORCE MAJEURE CLAUSE:** Any failure or omission to carrying out the provision of the contract shall not give rise to any claim by the department or the contract one against the other if such failure or omission arises from the Act of God which shall include all natural calamities such as fire , floods , earthquakes, hurricane strikes, riots, embargoes from any political or other reasons beyond the control of parties including the war whether declared or not civil war or a state of insurrection.
11. **ENGAGEMENT OF LABOURS:** The contractor shall not engage any workman below the age of 18 years. Firm/Contractor shall also comply with the provisions of labour laws and rules framed thereof and as prevalent in the UT of J&K. The contractor shall be responsible for any accident to the human life which may occur during the execution of work, compensation as shall be provided under law or any law will be payable by the contractor.
12. **INSURANCE:** The contractor shall insure all work-man at his own cost till the completion of work and take over by the department.
13. **DEFECT LIABILITY PERIOD:-** The defect Liability period shall be for a period of **12 Months** which shall commence after the successful completion of Trial run, during the defects Liability period (DLP) the firm shall have to operate & maintain the scheme as it is required for its successful running & as per Standard Engineering Practices, to the full satisfaction of the department. The bidder shall be responsible to make good & remedy at

(Contd. On page...2nd ...)

Executive Engineer



ANNEXURE "A" to this office Allotment Order No: 39 of 07/2023

his own expense any defect in works which is noticed during the DLP. In case any defect remains unattended by the firm at the completion of DLP, the department may extend the DLP for such time as deemed fit for getting the defect rectified subject to a maximum ceiling of 6 Months.

14. **TRANSIT INSURANCE:-** Prior to dispatch, the ordered equipment shall be insured through a Nationalized Insurance Company up to its final destination, against all transit risks. The firm should, therefore, take appropriate insurance policy in advance for covering the transit of the goods, charges for which shall be borne by the tenderer and shall be included in his quoted rates. The department shall pay no extra charges on this account.
15. **SUBLETTING OF WORK:-** The bidder shall not sublet the whole or part of the work. The bidder shall not assign the work or any part thereof or any benefit or any interest thereon or any claim arising of the contract, without prior written consent of the allotting authority.
16. **LIQUIDATED DAMAGES (LD):-** In the event of firm's/joint venture failing, declining, neglecting or delaying the supplies / works or in the event of any damage occurring or being caused by the firm/ joint venture or in the event of any default or failure by the firm in complying with any of the terms and conditions of the contract, the Department shall with or without prejudice to any other remedies available to it under any law for the time being enforce in the UT:
 - a) Terminate the contract after 15 days' notice
and/or
 - b) Recover the amount of loss caused by damage, failure or default, as may be determined by the department.
and/or
 - c) Recover the extra cost, if any, involved in allotting contract to other party.
and/or
 - d) Impose Liquidated damages on account of delay beyond the schedule completion period to the tune of 0.5% of the delayed portion of contract every week but not exceeding 10% value of the contract.
and/or
 - e) Forfeit the performance security and blacklist the firm.
17. **THIRD PARTY MONITORING:** The allotted works shall be subject to check by the third party monitoring agency appointed by the Department in Kashmir. The agency shall check the quality of works executed by the agencies, quality of materials used for construction and quality of machinery installed in each scheme. The TPIQM's role shall be that of an assistant to the Employer's Representative for the purpose of monitoring and evaluation of the performance of the Contract during the Contract Period.
18. **STORAGE AT SITE:** The bidder shall at his own cost make arrangements for proper storage especially towards Rain and Snow damages of the equipment/ materials at sites till its erection/completion. For the purpose the bidder shall, with the approval of Engineer in charge construct temporary storage accommodation for equipment/ material at site for which land shall be provided by the department near the site of work.
19. **OPERATION AND MAINTENANCE MANUALS:** The bidder shall supply, free of cost to the Department, six complete sets of operation and maintenance manuals for the Pumping Equipment. The delivery of these manuals shall be made by the bidder to the Engineer along with the supply of equipment. The manuals shall be appropriately bound in book form and shall contain all necessary instructions regarding operation, preventive maintenance, repairs, trouble shooting, overhauling etc.
20. **OEM Certificate:** The contractor shall produce all relevant test certificates of the manufacturer to the Engineer in-charge before start of the work. The test certificates of the equipment's on whole or all accessories/ attachments and mountings thereof shall be appended with the invoice at the time of submission of the claim to Divisional office. Failure to do so shall result in non-acceptance of invoice/bills by the Divisional office.
21. **CLARIFICATION:** If any clarification is required by the Firm/contractor in relation of technical specifications, the same shall be had from the office of the Assistant Executive Engineer concerned/ Executive Engineer PHE Mechanical Division South Awantipora before the date of start of work.


(Contd. On page...3rd...)

Executive Engineer
[Handwritten Signature]

22. **CONSIGNEE/PAYING AUTHORITY:** The consignee/paying authority in respect of electromechanical component and associated civil works shall be the concerned Executive Engineer, Jal Shakti (PHE) Mechanical Division Awantipora. Besides, the supervision of the various components of the civil work shall be carried out by the concerned Division under the overall coordination of the concerned Superintending Engineer Hydraulic Circle.
23. **TERMS OF PAYMENT:** All payments to the contractor for fulfilling the contract will be made as per the unit rates of Price Schedule (BOQ). All payments will be made in Indian Currency and will be subject to deduction of Income tax, GST, Cess at source, on the rates as are in vogue at the time of release of payment:-
- 65% of the contract value shall be paid on receipt of the material at site (as per the BOQ) in full & verification thereof by the concerned Assistant Executive Engineer.
 - 15% of the contract value shall be released on installation of ordered equipment/material in full at site.
 - 10% of the Contract Value shall be released after successful testing and commissioning of the entire equipment on full load, commissioning and trial run.
 - 10% of the Contract Value shall be released after commissioning of the scheme and satisfactory performance of the equipment for the period as enunciated in warranty clause. However the balance amount can be released against furnishing of Bank Guarantee for an equivalent value valid for three months beyond the expiry of the warranty period of the contract.
24. **WARRANTY:-** The Firm/contractor shall be bound for satisfactory performance of equipment/work 12 months after the successful completion of trial run. If during warranty period, any malfunctioning/defect arises, the firm shall have to rectify the same within a period of ten days of receipt of intimation. In case of any failure on the part of the firm to remove the defect, the Department may get the defects rectified by any other agency and cost thereof shall be recovered from the firm and shall be recommended for further punitive action as governed under the relevant clause of contract including blacklisting.
25. **TRIAL RUN:-** After completion of work, the firm/contractor will have to make a trial run of the scheme for a period of 03 months during which the manpower required for operation shall be provided by the Department.
26. **EQUIPMENT MAKE:** The supplied material/equipments should confirm as per specification of the contract as well as make confirmed by the Firm/contractor.
27. The work done claim should be supported with Geo tagged photographs before, during and after execution of the job.
28. **SITE OFFICE:** - The Firm/Contractor has to maintain at his own cost a suitable site office at the site of work to which the Department sends communications/instructions.
29. **TRAINING OF DEPARTMENTAL STAFF:** - The bidder shall arrange at his own cost and risk to depute at least one competent Engineer of the equipment manufacturer to train up to twelve departmental representatives in the operation & maintenance of the equipment at site. This training shall be for duration of at least 04 consecutive months and shall commence from the date of successful commissioning of the equipment or as may be mutually agreed upon. To groups of Departmental Engineers shall also be deputed to bidders/manufacturers works for short duration to obtain training free cost in the operation & maintenance of the equipment.
30. **DRAWING & QUALITY ASSURANCE PLAN:** - The Firm/Contractor shall be necessarily furnish within two weeks of the date of placement of this order which shall be approved by the Department within two weeks from the receipt by the consignee:-
- Sectional drawing of pumps.
 - General Arrangement Drawings (GAD)/ layout of the equipment fully dimensioned for pumps, motors, starters, shunt capacitors, panels, delivery manifold, cables etc.
 - Detailed circuit diagrams of LT Panels, Starters, Shunt Capacitors etc.
- Quality assurance plan (QAP) of each piece of equipment to Third Party Inspection Agency (TPA) and Department for their approval.
- No manufacturing/fabrication activity shall be started by the Firm without approval of the drawings of each ordered equipment by the competent authority. Additional time consumed due to observations/summary rejection of QAP/GAD shall not be considered in the delivery period of the contract and the bidder shall be wholly and solely held responsible for the delay thus caused.

(Contd. On page...4th ...)

Executive Engineer




ANNEXURE "A" to this office Allotment Order No: 39 of 07/2023

31. INSPECTION & TESTING:- Before dispatch from the works of the OEM, the electro-mechanical equipment shall be inspected by a third party inspection agency i.e. M/S CEIL/Rites etc. New Delhi. However, the Firm (Bidder) shall make payment to the Inspection Agency (in case of 3rd Party Inspection) which shall subsequently be reimbursed by the Department. The successful tenderer shall intimate the Department and the Inspecting Agency/Authority in advance regarding the readiness of the equipment for dispatch and shall furnish test certificates. It shall be responsibility of the suppliers to tie up with the third party nominated for inspection and get necessary inspection of the material done within the delivery period. Any delay on the part of the third party shall not be entertained as an excuse for timely supply of material. The product/ material at site shall be inspected by Assistant Executive Engineer concerned or any other official(s) of the department designated by the concerned Executive Engineer. Any modifications to the works as specified in the specifications considered to be necessary for smooth and trouble-free operation of the equipment by the Department or the third-party inspection agency, the firm shall have to execute the same without any extra cost, to the best satisfaction of the department. The firm shall as such keep the department informed about arrival of material at site. It shall be obligatory on the part of the firm to rectify the defects pointed out by the AEE, if any, and also to incorporate any modification within the scope of work which may be deemed necessary for better performance/finish and workmanship. The supplier upon demand by the department or its representative shall rectify or replace defective unsuitable equipment. The Department reserves the right to nominate his representative for inspection of the goods at the works of the supplier/ manufacturers. As such the department at all reasonable times shall have access to the works and to the site and to all workshops and places where work is being executed and where material / manufactured articles and machinery are being obtained. In case of Sub-Station and power/feeder lines, the firm shall have to obtain a clearance certificate from the concerned inspection Division of the Power Development Department. The list of electromechanical equipment in which third party inspection from CEIL/RITES is to carried on:-

- 1) DG Set > 100 KVA.
- 2) Pumping Unit > 100 HP (Horizontal and Vertical)
- 3) Valves > 300 mm
- 4) Pipe > 200mm dia
- 5) HT Transformers > 300 KVA
- 6) Voltage Stabilizers > 500 KVA
- 7) Iron Removal Plant

For items other than those manufacturers test certificate shall have to be provided. The HT transformers shall have to be got inspected from the corresponding wing of Power Development department and the necessary certificate shall be submitted along with the manufacturers test certificate.

32. The work is executed strictly in close supervision of AEE/JE/Supervisory staff concerned. However, the civil work if involved should be executed under close supervision of civil counterpart.
33. **WATCH & WARD OF WORKS:** The Firm shall in connection with the work provide and maintain at his own cost all lights, guards, fencing and watching, when and where necessary or required by the Department for the protection of the work or safety and convenience of the Public etc.
34. All other terms and conditions shall be the part of this contract as laid down in e-NIT/SBD/GFR-2017/e-procurement manual 2019 and PWD form "25" double.


Executive Engineer
Jal Shakti PHE Mechanical Division
(South) Awantipora
Member JJM

Annexure 'B' to this Office Allotment Order No. 39 of 07/2023 for WSS Gadhanjipora under JIM

Sl.No	Description of Work / Item(s) with technical specifications	No. of Qty	Units	Alloted/ Accepted Rate	Amount
1.00	(Electro-Mechanical Equipments) WSS Gadhanjipora				
2.00	Supply, Installation, Testing & Commissioning of 15 HP Submersible Pumping Unit as per IS 8034 with following specification are as under PUMP Discharge 12000 GPH Head 55 Mtrs Efficiency = Not less than 50% Speed = 2900 Rpm Type of pump = Mixed Flow Type of fluid to be handled = Clear Water MATERIAL OF CONSTRUCTION Impeller = Stainless Steel Pump Shaft = Stainless Steel SS 410 Pump Casing = Cast Iron/Stainless steel IMPELLER Impeller is of the enclosed or semi - enclosed type and properly balanced. Enclosed Impellers equipped with seal rings on their hubs. COUPLING A suitable coupling arrangement provided with pump set. Non Return Valve -Non Return Valve of the suitable size provided above the pump discharge case. MOTOR - Motor Rating: 15 HP Method of starting = Star - Delta Speed = 3000 (Sync) Frequency = 50 ± 3 % Hz Working Voltage = 380-415 ± 15% V, 03 phase Efficiency = Not less than 90% Class of insulation = F Submersible motor should be water filled water lubricated squirrel cage type having capacity for above pumping parameters and working on 3 phase, AC supply ranging from 380 to 415 volts, 50Hz. The motor should be sealed by radial rings to avoid mixing of well water with motor filled water. a) The job includes providing and fitting of interlocking arrangement against any failure of coupling. It must be fabricated out of MS strips of suitable size and length b) The job includes providing and fitting of appropriate size MS nipple 2 feet long threaded on one end and welded to same size MS flange of thickness (as per Table-17) at other end for column pipe as per site requirement. The threaded portion should be as per size of pumping out let for proper fixing. The job includes providing and fitting of R - I cloth joints/rubber washers with nuts, bolts and washers for all joints of column pipe. The job also includes lowering of pumping unit in the well then proper testing and commissioning of pumping unit on full load at site. Note: Providing of test certificate & Characteristic Curve of pumping equipment is compulsory and pumping unit is to be approved from the concerned Sub Divisional office before procuring. (Make: KSB/Kirloskar/Crompton Greaves)	1.00	Job	92169.00	92169.00
3.00	Providing and fitting of, Ductile Iron double flanged, non-rising spindle soft seated glandless gate/ sluice valves as per IS14546 for regulating the water supply outside the pumping units. The body and bonnet of the valve shall be of ductile iron, wedge with fully vulcanized EPDM rubber (Approved for drinking water) and NBR seal. The Gate/Sluice valve shall be compatible for buried applications and shall be safe to install in both horizontal and vertical positions It shall have electrostatic epoxy coating (approved for drinking water) both inside and outside of the valve. The valve shall be supplied along with hand wheel. Cost on account of Nuts, bolts, gaskets, etc required for the job is included in the scope of work. The job includes providing and fitting of 02 nos. M.S flanges (Table flanges) perfectly adaptable to the inbuilt flanges of the valve which shall be fitted with rising main of the pumping unit at appropriate spots as per site requirement. The job includes the cost on account of P/F of nuts, bolts and gasket required for the job. Size: DN 80 PN: 1.6/16 (Make: VAG/Tallis/Sachdeva/Sigma Flow/Kirloskar)	1.00	Nos	15045.00	15045.00
4.00	Providing and fitting of Ductile Iron double flanged, Slanted seat swing check valve (NRV) as per IS 5312. The body shall be of ductile cast iron with fully encapsulated vulcanized EPDM rubber (Approved for drinking water). The valve shall be compatible for buried applications and shall be safe to install in both horizontal and vertical positions It shall have electrostatic epoxy coating (approved for drinking water) both inside and outside of the valve. Cost on account of Nuts, bolts, gaskets, etc required for the job is included in the scope of work. The job includes providing and fitting of 02 nos. M.S flanges (Table flanges) perfectly adaptable to the inbuilt flanges of the valve which shall be fitted with Rising main of the pumping unit at appropriate spots as per site requirement. The job includes the cost on account of P/F of nuts, bolts and gasket required for the job. Size: 80 mm PN: 1.6/16 (Make: VAG/Tallis/Sachdeva/Sigma Flow/Kirloskar)	1.00	Job	16980.00	16980.00
	Fabrication, Providing and fitting of MUG-20 Modular motor control panel of appropriate size fabricated out of 14 SWG sheet having required openings/vents and protection Class : IP-55 & fitted with accessories as under: a) Bus bar Chamber: The bus bar chamber shall be fitted at the top of the panel horizontally throughout the length. There shall be 3 Nos. of phase bus bar and 1 No neutral bus bar and 1 No earthing bus bar. The bus bars shall be air insulated and made-up of high conductivity COPPER with current density of suitable rating for 100/200 Ampere. All panel compartments shall be provided with suitable cable alley and vertical bus bar alley. Suitable segregation shall be provided in between bus bar chamber and adjoining compartments. The bus bar shall be PVC sleeved with color strips of red, yellow, blue and black and the same be arranged in accordance with IS-375 specs. Electrical clearances shall be maintained between phases, neutral and body as per standards. b) Main Circuit Breaker (Incomer MCCB): Qty. = 02 No. of poles = 4 Pole Current Rating = As per requirement. Rated operational voltage = 415 V + 15 % Rated frequency = 50+/-3%Hz Ambient temperature = 40C Ultimate S C Breaking Cap. at (415V AC, 50 Hz) = As per requirement Type of release = Thermal-Magnetic Overload protection = 0.8 - 1xIn adjustable Short-circuit protection = 6-10xIn adjustable. Current rating = As per requirement				

Executive Engineer

Annexure 'B' to this Office Allotment Order No. 39 of 03/2023 for WSS Gadhanjipora under JJM

SL.No	Description of Work / Item(s) with technical specifications	No. of Qty	Units	Alloted/ Accepted Rate	Amount
5.00	<p>c) Change over Switch Qty = 01 No Rating = As per requirement Type = Front operated, on load, 4 pole, 400 +15%V, 50 + 3%Hz</p> <p>d) Motor Back-up Protection MCCB Qty = 2 No No of poles = 3P Current Rating = As per requirement Rated operational voltage = 415 V +15 % Rated frequency = 50 + 3% Hz Ambient temperature = 40C Ultimate S C Breaking Cap. at (415V AC, 50 Hz) = As per requirement current rating = 200 A</p> <p>a Submersible starters - Fully automatic star delta/DOL starters b Capacity = As per requirement Power Specs = 3 ϕ, 415 + 15% V, 50 + 3 % Hz Relay range = As per requirement. Coil Voltage = 380 v Protection = single phasing, phase Reversal: phase unbalance (55 \pm 5 V), Rated insulation voltage = 690V Terminal capacity = 120 Sq mm with lug Or above Conformity to standard = IS/IES 60947-4-1 Qty = 2 No s</p> <p>e) Auxiliary MCCB for Heating/Lighting, Circuit Breaker = MCCB (Outgoing) Qty = 1 No No. of poles = 4P Current Rating = As per requirement. Rated operational voltage = 415 V + 15 % Ultimate S.C Breaking Cap. at (415V AC, 50 Hz) = As per requirement</p> <p>g) Motor Protection Relay. Digital Motor Protection Relay with LCD Display for 3-phase supply with following protections suitable for the Modular Control Panel:- Protectons = Thermal Overload with pre-alarm, Short Circuit, Phase Loss, Unbalance, Phase reversal, Under Current, over current, Prolong starting, Locked Rotor, Under voltage, over voltage & Earth fault.</p> <p>h M-power module for mobile starter for submersible motor 1P/3P 3 wire IVRS Languages – English , Hindi, Suitable Region- North India</p> <p>f) The panel shall be provided with phase indicators (03 NO) and digital ammeter of range 0-60 A, digital voltmeter of range 0-500 V, and digital frequency meter (01 No for each starter). The enclosure of the panel shall be of excellent fit and finish, corrosion resistant and powder coated gliding hinges for smooth and noiseless movement of windows and advanced locking arrangements. MUG 20 Modular Panel Details/Description item wise along with specifications</p> <p>i) Bus bar size (10 mtrx .02 mtrx 0.003 mtr x)8960 kg/m3 = 5.38 kgs 100A ii) D-sine MCCB 4 pole (DZ1 160N, 108-160, 50KA) iii) Change over switch 100A iv) D sine MCCB 3 pole DNO 100D, 80-100, 36KA) v) Mug x 2 (Mug20, 20-32A Relay) vi) Auxiliary MCCB 63Amp 4 Pole vii) MM 10 of L@T (Motor Protection) viii) Module for mobile starter ix) Meter, (Ammeter & voltmeter) 2No. each and Freq Meter x) Indicators LS xi) Over load and Under Voltage Minleo (Change Over/MCCB Make: L&T/Havells/Siemens)</p>	1.00	Job	174612.00	174612.00
6.00	Fabrication of gantry mechanism by way of providing Structural steel in built up sections, trusses and framed work, including cutting, hoisting, fixing in position and applying a priming coat of approved steel primer all complete, welded. The drawings and Dimensions for Gantry/CGI Shed will be provided by Site In Charge at the time of execution of job.	2028.00	Kg	102.00	206856.00
7.00	Providing and fitting of MS chequered plate for gantry. The drawings and Dimensions will be provided by Site In Charge at the time of execution of job.	46.00	Kg	114.68	5275.28
8.00	<p>Providing, installation and testing of manual type triple spur gear chain pulley block along with monorail geared travelling trolley having following features Gears:- The hoist shall have precision machine case Hardened alloy steel gear mounted on bearings and housed in a dust proof gear box. The lubrication of gears should be of high viscosity and temperature for longer life of gears. Load Chain:- The load chain be made of high tensile alloy steel having wear resistance and greatest mobility. The chain should be accurately collaborated, tested and have adequate in built factor of safety for safer operation. Load chain wheel:- the load chain well should be double ball bearing supported and Specially designed, perfectly machined wheel providing correct grip of load chain to makes the hoist most safe and reliable against any failure. The main specifications of C.P Block are given below: Make = Globe/Pull Lift/Indef Capacity = 2 ton No. Of load chain falls = 2 or above Min. Height of lift = 6 M</p>	1.00	Job	44473.00	44473.00
9.00	Providing, Installation and testing of 2KVA fully automatic voltage stabilizer with input voltage 70-240 V and output 220 V. The stabilizer shall be installed and connected to the electric circuit as per location provided by site incharge.	1.00	Job	7766.00	7766.00
10.00	Supply, installation, Testing & commissioning of 1000VA Full Sine wave power inverter (Make: Microtek/Luminous/Exide) including Providing / Installation of 12V, 180AH Tubular inverter Battery with trolley and cover. (Make: Amaron/Luminous/Exide) with 2-core 6mm2 Cu wiring as per site requirement along with other accessories like SS-Combine (02 No's), 3-pin plugs etc of reputed make for proper fitment and installation of the item.	1.00	Job	34053.00	34053.00

Executive Engineer

Annexure 'B' to this Office Allotment Order No. 39 of 07/2023 for WSS Gadhanjipora under JIM

Sl.No	Description of Work / Item(s) with technical specifications	No. of Qty	Units	Allotted/ Accepted Rate	Amount																																													
11.00	<p>Illumination of Premises</p> <p>Providing and erection of 9 Mtr long Hot Dip Galvanized octagonal pole (single Section) with bottom 150mm, top 75mm wide, thickness 3mm with 70 Microns Zinc coating having inside arrangement for providing of power connection along with following items</p> <p>1) 3 Way Terminal Connector 20 Amp 2) 3 No MCB 8 Amp</p> <p>The job includes fabrication, providing and fitting of three arm GI structure at the top having 120° angle between arms and each arm having 15° inclination with respect to horizontal plane. Each arm should be of 2' length and size and shape appropriate as per requirement of the luminary.</p> <p>The job also includes providing and fitting of required length of flexible multistrand 2 mm copper wire from each terminal connector to each holding arm. The pole is mounted on 1:2:4 Cement concreting of size not less than 2'x2'x6" (cost of concreting not included in the job) using 04 No anchor bolts of required size not less than 7" in length. The complete job includes earthing in GI Electrode as per relevant IS Code</p>	1.00	Job	21168.00	21168.00																																													
12.00	<p>Providing, installation, testing and commissioning of area lighting 120 Watt LED (Street Light Type) on top of octagonal pole</p> <p>Having following specs (Make: Havells/Bajaj/Phillips).</p> <p>Input: 90-240 V 50 Hz Power Factor: >0.9 Colour Temperature: 4K - 6.5K Beam Angle: 120° - 170° Lumens: >12000 Operating Temperature: -20°C to 60°C</p> <p>The LED is pressure die cast aluminum housing with power coated finish and having Ingress Protection up to IP-68.</p> <p>The LED is properly fitted on the arm of the pole and connected to the copper wire as provided in the high mast pole</p>	2.00	Job	8866.00	17732.00																																													
13.00	<p>Providing and installation of Junction Box with DP 32 A MCB to serve as Main switch for LED Lighting. The job includes making of electric connection to the circuit.</p>	1.00	Job	2162.00	2162.00																																													
14.00	<p>TOOL KIT For Maintenance: -</p> <p>The Tool Kit for maintenance shall comprise of the following and all the items as mentioned below shall be of:</p> <p>Providing of tool kit consists of following items</p> <p>i. Double ended Spanner (Chrome plated) 02 sets complete ii. Double ended Ring spanners chrome plated 02 sets complete iii. Allen key set black finish 02 sets complete iv. S-16 MXL, S- 16 H X L Socket Set (19 sockets + 6 Accessories) - 01 No. Combination Pliers insulated with thick C.A sleeve; size in mm 165, 210, 255 each - 02 No. v. Long nose plier insulated with thick C.A sleeve; size in mm 165, 205 each - 02 No. vi. Side cutting plier insulated with thick C.A sleeve; size in mm 165, 205 make - 02 No. vii. Insulated screw Drivers</p> <table border="1"> <thead> <tr> <th>Blade</th> <th>Blade Tip</th> <th>Quantity</th> <th>length in dia.</th> <th>in dimensions</th> </tr> <tr> <th>mm</th> <th>mm</th> <th>in</th> <th>mm</th> <th>mm in mm</th> </tr> </thead> <tbody> <tr> <td>50</td> <td>3</td> <td>1.6</td> <td>x 0.4</td> <td>02</td> </tr> <tr> <td>75</td> <td>3</td> <td>1.6</td> <td>x 0.4</td> <td>02</td> </tr> <tr> <td>100</td> <td>3</td> <td>3</td> <td>x 0.4</td> <td>02</td> </tr> <tr> <td>125</td> <td>3.5</td> <td>3.5</td> <td>x 0.5</td> <td>02</td> </tr> <tr> <td>150</td> <td>3.5</td> <td>3.5</td> <td>x 0.5</td> <td>02</td> </tr> <tr> <td>200</td> <td>4</td> <td>4</td> <td>x 0.6</td> <td>02</td> </tr> <tr> <td>300</td> <td>5</td> <td>5</td> <td>x 0.8</td> <td>02</td> </tr> </tbody> </table> <p>viii. Hammer with handle weight - 110 mg, 340 gm, 600 gm - each - 1No. . ix. Heavy duty pipe Wrench length in mm - 200, 300, 600 each - 01 No. . x. Electric Multimeter = 1No xi. Digital multimeter - 1No. xii. Digital Clamp tester capable to measure up to 400A - 1 No. xiii. Hack saw frame with hack saw blade - 01 No. xiv. iv. S-16 MXL, S- 16 H X L Socket Set (19 sockets + 6 Accessories) - 01 No.</p>	Blade	Blade Tip	Quantity	length in dia.	in dimensions	mm	mm	in	mm	mm in mm	50	3	1.6	x 0.4	02	75	3	1.6	x 0.4	02	100	3	3	x 0.4	02	125	3.5	3.5	x 0.5	02	150	3.5	3.5	x 0.5	02	200	4	4	x 0.6	02	300	5	5	x 0.8	02	1.00	Job	28840.00	28840.00
Blade	Blade Tip	Quantity	length in dia.	in dimensions																																														
mm	mm	in	mm	mm in mm																																														
50	3	1.6	x 0.4	02																																														
75	3	1.6	x 0.4	02																																														
100	3	3	x 0.4	02																																														
125	3.5	3.5	x 0.5	02																																														
150	3.5	3.5	x 0.5	02																																														
200	4	4	x 0.6	02																																														
300	5	5	x 0.8	02																																														
Total in Figures:				667131.280																																														
Say Rs.				6.67 Lac																																														
Total in Words: Rupees Six Lac & Sixty-Seven Thousand only.																																																		

Executive Engineer
Jal Shakti (PHE) Mechanical Division
South Awarajipora

Executive Engineer