



Government of Jammu and Kashmir (UT)
OFFICE OF THE EXECUTIVE ENGINEER
JAL SHAKTI (PHE) MECHANICAL DIVISION SOUTH AWANTIPORA.
E-MAIL ID:-xenphemechsouthawp@gmail.com Fax/phone. 01933-295637



Allotment Order No: 36 of 07/2023

M/S ST Electric Engineering Works
Prop: Tawseef Ahmad Shah
R/o: Peemar, Tral, Pulwama
Office: Peemar, Tral, Pulwama
GST No: 01HHQPS4462G1Z0
E-mail: tawseefah0809@gmail.com
Cell No: 8491080809/7006818704

AA Accorded vide Order No.	SE/Hyd/Spn/149 of 02/2020-21 Dated: 10/02/2021
Tech. Sanction Accorded vide Order No.	EE/JSD/Mech./AWP/JJM/ 02 of 04/2023 Dated: 12/04/2023
Adv. Cost:	Rs. 23,42,000/-
Allotted Cost:	Rs. 23,30,577/-

Subject:- Supply, Installation, Testing and Commissioning of Electro-Mechanical equipments at water supply scheme Dewa of Jal Shakti (PHE) Mechanical Division South Awantipora under JJM.

Reference:- 1. This office e-NIT No.: 03 of 2023-24 of 13/04/2023 issued under endorsement No.: JSD/PHE/MDSA/128-44 Dated: 13/04/2023 read with Corrigendum No.: JSD/PHE/MDSA/466-68 Dated: 11/05/2023..
 2. Superintending Engineer Hydraulic Circle Pulwama/Shopian [HQ] Shopian (Member Secretary JJM) Office Letter No.: SE/HYD/SPN/DB/1622-24 Dated: 08-06-2023.

Dear Sir,

For and on behalf of Lt. Governor of J&K U.T contract for execution of aforementioned job is hereby fixed with you on item rate basis. This is in response to your online bid and subsequent acceptance of rates, specifications, terms and conditions as contained in Annexure "A & B" of this allotment order.

Encl. 10 LxL

No.: MDSA/ 1767-74

Dated: 10 /07/2023

Yours Sincerely

[Signature]
 Executive Engineer
 Jal Shakti PHE Mechanical Division
 (South) Awantipora
 (Member JJM)

Copy to the:

1. Chief Engineer Jal Shakti (PHE) Department Srinagar for information.
2. District Development Commissioner (Chairman DJJM) Pulwama for information.
3. Superintending Engineer Jal Shakti (PHE) Mechanical Circle (South) Srinagar for information.
4. Superintending Engineer Jal Shakti (PHE) Hydraulic Circle Pulwama/Shopian for information.
5. Executive Engineer Jal Shakti (PHE) Division Awantipora for information & n/a.
6. Provisional Head, TPIA JJM Kashmir, (WAPCOS Limited) Corporate Office 76-C Institutional area Sector-18 Gurugram-122015 (Haryana) for information.
7. Assistant Executive Engineer Jal Shakti (PHE) Mech. Sub Division ~~Pulwama~~ Pulwama for information & necessary action. He will ensure execution of work strictly in accordance with the rates, specifications, terms / conditions & within the stipulated time, besides, the cost of work should not exceed beyond allotted cost. In case of any delay in completion of work, the reasons shall be justified.
8. File concerned.

ANNEXURE "A" to this office Allotment Order No: 36 of 07/2023

Name of work: Supply, Installation, Testing and Commissioning of Electro-Mechanical equipments at water supply scheme Dewa of Jal Shakti (PHE) Mechanical Division South Awantipora under JJM.

General Terms and Conditions: -

1. **TIME OF COMPLETION:** The scheme shall have to be completed/tested/commissioned within a period of **45 days** from the date of issue of this allotment order.
2. **AGREEMENT:** A formal agreement deed shall be executed by the firm with the department within a period of **07 days** from the date of issue of this allotment order after deposition of performance security @ **03%** of allotted cost. However, non drawl of agreement will not prevent the contract from being enforced upon you.
3. **PENALTY:** In the event the contractor failing or delaying the work or a part thereof, & or non-complying with any of the terms and conditions of the contract, the NIT & the Agreement, the Department, without prejudice to the remedies available under the law in force in J&K UT, may terminate the contract after seven days' notice, and or recover the amount of loss caused by failure/delay or default of the contractor. The amount of such recoveries shall be determined by the Superintending Engineer PHE Mechanical Circle South Srinagar and or impose a penalty as the Government /Department may determine and or forfeit the performance security and or resort to any or all the remedial actions available under the law in force in the UT of J&K at the time of the dispute.
4. **ARBITRATION:** In case of any dispute arising at any stage between the contractor and the Department, the same shall be referred to the Superintending Engineer PHE Mechanical Circle South Srinagar /Govt. of J&K who may give a decision or nominate any other person of Government for arbitration. The decision to such arbitration shall be final and binding on both the parties.
5. **PERFORMANCE SECURITY DEPOSIT:** Soon after issuance of allotment order, the firm has to deposit performance security in the shape of CDR/FDR/BG valid for 18 months pledged to Executive Engineer PHE Mechanical Division (South) Awantipora within **07 days** which shall be released after expiry of defect liability period/report of concerned AEE (After fulfillment of all contractual obligations). Failing to produce performance security, the firm is liable to be debarred for participation in future tendering in this Division and same shall be recommended to higher offices and other Govt. offices of UT of J&K.
6. **JURISDICTION OF COURT:** All disputes pertaining to this contract shall be subject to the jurisdiction of the Courts of J&K UT only.
7. **TERMINATION OF CONTRACT:** The department reserves the right to terminate the contract at any stage in case performance of the firm is found un-satisfactory in terms of any or all clauses of the NIT/Contract/Agreement in vogue.
8. **ADVANCE PAYMENT:** The Department shall in no case entertain any condition or request of making advance payment of any kind to the contractor during the execution of the work.
9. **TAXES, DUTIES LEVIES etc.:-** The rates offered by the Department shall be firm and final. Payment of Income Tax/GST, Octroi, Toll tax, Entry tax, Cess service tax duties and other levies etc. of the central or the UT Government and incidental charges of any shall be the responsibility of the contractor/firm.
10. **FORCE MAJEURE CLAUSE:** Any failure or omission to carrying out the provision of the contract shall not give rise to any claim by the department or the contract one against the other if such failure or omission arises from the Act of God which shall include all natural calamities such as fire, floods, earthquakes, hurricane strikes, riots, embargoes from any political or other reasons beyond the control of parties including the war whether declared or not civil war or a state of insurrection.
11. **ENGAGEMENT OF LABOURS:** The contractor shall not engage any workman below the age of 18 years. Firm/Contractor shall also comply with the provisions of labour laws and rules framed thereof and as prevalent in the UT of J&K. The contractor shall be responsible for any accident to the human life which may occur during the execution of work, compensation as shall be provided under law or any law will be payable by the contractor.
12. **INSURANCE:** The contractor shall insure all work-man at his own cost till the completion of work and take over by the department.
13. **DEFECT LIABILITY PERIOD:-** The defect Liability period shall be for a period of **12 Months** which shall commence after the successful completion of Trial run, during the defects Liability period (DLP) the firm shall have to operate & maintain the scheme as it is required for its successful running & as per Standard Engineering Practices, to the full satisfaction of the department. The bidder shall be responsible to make good & remedy at

(Contd. On page...2nd ...)

Executive Engineer

his own expense any defect in works which is noticed during the DLP. In case any defect remains unattended by the firm at the completion of DLP, the department may extend the DLP for such time as deemed fit for getting the defect rectified subject to a maximum ceiling of 6 Months.

14. **TRANSIT INSURANCE:-** Prior to dispatch, the ordered equipment shall be insured through a Nationalized Insurance Company up to its final destination, against all transit risks. The firm should, therefore, take appropriate insurance policy in advance for covering the transit of the goods, charges for which shall be borne by the tenderer and shall be included in his quoted rates. The department shall pay no extra charges on this account.
15. **SUBLETTING OF WORK:-** The bidder shall not sublet the whole or part of the work. The bidder shall not assign the work or any part thereof or any benefit or any interest thereon or any claim arising of the contract, without prior written consent of the allotting authority.
16. **LIQUIDATED DAMAGES (LD):-** In the event of firm's/joint venture failing, declining, neglecting or delaying the supplies / works or in the event of any damage occurring or being caused by the firm/ joint venture or in the event of any default or failure by the firm in complying with any of the terms and conditions of the contract, the Department shall with or without prejudice to any other remedies available to it under any law for the time being enforce in the UT:
 - a) Terminate the contract after 15 days' notice
and/or
 - b) Recover the amount of loss caused by damage, failure or default, as may be determined by the department.
and/or
 - c) Recover the extra cost, if any, involved in allotting contract to other party.
and/or
 - d) Impose Liquidated damages on account of delay beyond the schedule completion period to the tune of 0.5% of the delayed portion of contract every week but not exceeding 10% value of the contract.
and/or
 - e) Forfeit the performance security and blacklist the firm.
17. **THIRD PARTY MONITORING:** The allotted works shall be subject to check by the third party monitoring agency appointed by the Department in Kashmir. The agency shall check the quality of works executed by the agencies, quality of materials used for construction and quality of machinery installed in each scheme. The TPIQM's role shall be that of an assistant to the Employer's Representative for the purpose of monitoring and evaluation of the performance of the Contract during the Contract Period.
18. **STORAGE AT SITE:** The bidder shall at his own cost make arrangements for proper storage especially towards Rain and Snow damages of the equipment/ materials at sites till its erection/completion. For the purpose the bidder shall, with the approval of Engineer in charge construct temporary storage accommodation for equipment/ material at site for which land shall be provided by the department near the site of work.
19. **OPERATION AND MAINTENANCE MANUALS:** The bidder shall supply, free of cost to the Department, six complete sets of operation and maintenance manuals for the Pumping Equipment. The delivery of these manuals shall be made by the bidder to the Engineer along with the supply of equipment. The manuals shall be appropriately bound in book form and shall contain all necessary instructions regarding operation, preventive maintenance, repairs, trouble shooting, overhauling etc.
20. **OEM Certificate:** The contractor shall produce all relevant test certificates of the manufacturer to the Engineer in-charge before start of the work. The test certificates of the equipment's on whole or all accessories/ attachments and mountings thereof shall be appended with the invoice at the time of submission of the claim to Divisional office. Failure to do so shall result in non-acceptance of invoice/bills by the Divisional office.
21. **CLARIFICATION:** If any clarification is required by the Firm/contractor in relation of technical specifications, the same shall be had from the office of the Assistant Executive Engineer concerned/ Executive Engineer PHE Mechanical Division South Awantipora before the date of start of work.

(Contd. On page...3rd...)

Executive Engineer

ANNEXURE "A" to this office Allotment Order No: 36 of 07/2023

22. **CONSIGNEE/PAYING AUTHORITY:** The consignee/paying authority in respect of electromechanical component and associated civil works shall be the concerned Executive Engineer, Jal Shakti (PHE) Mechanical Division Awantipora. Besides, the supervision of the various components of the civil work shall be carried out by the concerned Division under the overall coordination of the concerned Superintending Engineer Hydraulic Circle.
23. **TERMS OF PAYMENT:** All payments to the contractor for fulfilling the contract will be made as per the unit rates of Price Schedule (BOQ). All payments will be made in Indian Currency and will be subject to deduction of Income tax, GST, Cess at source, on the rates as are in vogue at the time of release of payment:-
- 65% of the contract value shall be paid on receipt of the material at site (as per the BOQ) in full & verification thereof by the concerned Assistant Executive Engineer.
 - 15% of the contract value shall be released on installation of ordered equipment/material in full at site.
 - 10% of the Contract Value shall be released after successful testing and commissioning of the entire equipment on full load, commissioning and trial run.
 - 10% of the Contract Value shall be released after commissioning of the scheme and satisfactory performance of the equipment for the period as enunciated in warranty clause. However the balance amount can be released against furnishing of Bank Guarantee for an equivalent value valid for three months beyond the expiry of the warranty period of the contract.
24. **WARRANTY:-** The Firm/contractor shall be bound for satisfactory performance of equipment/work 12 months after the successful completion of trial run. If during warranty period, any malfunctioning/defect arises, the firm shall have to rectify the same within a period of ten days of receipt of intimation. In case of any failure on the part of the firm to remove the defect, the Department may get the defects rectified by any other agency and cost thereof shall be recovered from the firm and shall be recommended for further punitive action as governed under the relevant clause of contract including blacklisting.
25. **TRIAL RUN:-** After completion of work, the firm/contractor will have to make a trial run of the scheme for a period of 03 months during which the manpower required for operation shall be provided by the Department.
26. **EQUIPMENT MAKE:** The supplied material/equipments should confirm as per specification of the contract as well as make confirmed by the Firm/contractor.
27. The work done claim should be supported with Geo tagged photographs before, during and after execution of the job.
28. **SITE OFFICE:** - The Firm/Contractor has to maintain at his own cost a suitable site office at the site of work to which the Department sends communications/instructions.
29. **TRAINING OF DEPARTMENTAL STAFF:** - The bidder shall arrange at his own cost and risk to depute at least one competent Engineer of the equipment manufacturer to train up to twelve departmental representatives in the operation & maintenance of the equipment at site. This training shall be for duration of at least 04 consecutive months and shall commence from the date of successful commissioning of the equipment or as may be mutually agreed upon. To groups of Departmental Engineers shall also be deputed to bidders/manufacturers works for short duration to obtain training free cost in the operation & maintenance of the equipment.
30. **DRAWING & QUALITY ASSURANCE PLAN:** - The Firm/Contractor shall be necessarily furnish within two weeks of the date of placement of this order which shall be approved by the Department within two weeks from the receipt by the consignee:-
- Sectional drawing of pumps.
 - General Arrangement Drawings (GAD)/ layout of the equipment fully dimensioned for pumps, motors, starters, shunt capacitors, panels, delivery manifold, cables etc.
 - Detailed circuit diagrams of LT Panels, Starters, Shunt Capacitors etc.

Quality assurance plan (QAP) of each piece of equipment to Third Party Inspection Agency (TPA) and Department for their approval.

No manufacturing/fabrication activity shall be started by the Firm without approval of the drawings of each ordered equipment by the competent authority. Additional time consumed due to observations/summary rejection of QAP/GAD shall not be considered in the delivery period of the contract and the bidder shall be wholly and solely held responsible for the delay thus caused.

(Contd. On page-4th ...)

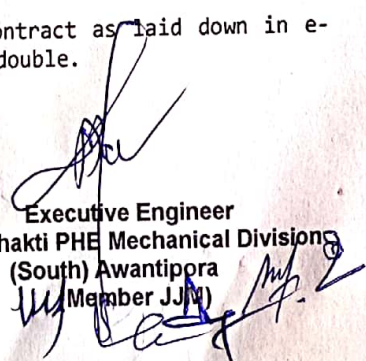
Executive Engineer

31. INSPECTION & TESTING:- Before dispatch from the works of the OEM, the electro-mechanical equipment shall be inspected by a third party inspection agency i.e. M/S CEIL/RITES/WAPCOS etc. New Delhi. However, the Firm (Bidder) shall make payment to the Inspection Agency (in case of 3rd Party Inspection) which shall subsequently be reimbursed by the Department. The successful tenderer shall intimate the Department and the Inspecting Agency/Authority in advance regarding the readiness of the equipment for dispatch and shall furnish test certificates. It shall be responsibility of the suppliers to tie up with the third party nominated for inspection and get necessary inspection of the material done within the delivery period. Any delay on the part of the third party shall not be entertained as an excuse for timely supply of material. The product/ material at site shall be inspected by Assistant Executive Engineer concerned or any other official(s) of the department designated by the concerned Executive Engineer. Any modifications to the works as specified in the specifications considered to be necessary for smooth and trouble-free operation of the equipment by the Department or the third-party inspection agency, the firm shall have to execute the same without any extra cost, to the best satisfaction of the department. The firm shall as such keep the department informed about arrival of material at site. It shall be obligatory on the part of the firm to rectify the defects pointed out by the AEE, if any, and also to incorporate any modification within the scope of work which may be deemed necessary for better performance/finish and workmanship. The supplier upon demand by the department or its representative shall rectify or replace defective unsuitable equipment. The Department reserves the right to nominate his representative for inspection of the goods at the works of the supplier/ manufacturers. As such the department at all reasonable times shall have access to the works and to the site and to all workshops and places where work is being executed and where material / manufactured articles and machinery is being obtained. In case of Sub-Station and power/feeder lines, the firm shall have to obtain a clearance certificate from the concerned inspection Division of the Power Development Department. The list of electromechanical equipment in which third party inspection from CEIL/RITES/WAPCOS is to be carried on:-

- 1) DG Set > 100 KVA.
- 2) Pumping Unit > 100 HP (Horizontal and Vertical)
- 3) Valves > 300 mm
- 4) Pipe > 200mm dia
- 5) HT Transformers > 300 KVA
- 6) Voltage Stabilizers > 500 KVA
- 7) Iron Removal Plant

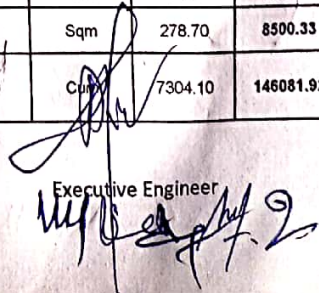
For items other than those manufacturers test certificate shall have to be provided. The HT transformers shall have to be got inspected from the corresponding wing of Power Development department and the necessary certificate shall be submitted along with the manufacturers test certificate.

32. The work is executed strictly in close supervision of AEE/JE/Supervisory staff concerned. However, the civil work if involved should be executed under close supervision of civil counterpart.
33. **WATCH & WARD OF WORKS:** The Firm shall in connection with the work provide and maintain at his own cost all lights, guards, fencing and watching, when and where necessary or required by the Department for the protection of the work or safety and convenience of the Public etc.
34. All other terms and conditions shall be the part of this contract as laid down in e-NIT/SBD/GFR-2017/e-procurement manual 2019 and PWD form "25" double.


Executive Engineer
Jal Shakti PHE Mechanical Division
(South) Awantipora
Member JJM



Annexure 'B' to this Office Allotment Order No. 36 of 07/2023 for WSS Dewa under JIM.

Sl.No	Description of Work / Item(s) with Technical Specifications	No of Qty	Units	Allotted/ Quoted Rate	Amount
1.00	Electrical-Mechanical Items of WSS Dewa				
2.00	<p>Supply Installation Testing & Commissioning of Submersible Pumping Unit as per IS 8004 with following specification are as under</p> <p>PUMP : Discharge: 5000 GPH Head: 80 Mtr Efficiency = Not less than 50% Speed = 2000 Rpm Type of pump = Mixed flow Type of fluid to be handled = Clear Water</p> <p>MATERIAL OF CONSTRUCTION Impeller = Stainless Steel Pump Shaft = Stainless Steel SS 410 Pump Casing = Cast Iron/Stainless steel</p> <p>IMPELLER Impeller is of the enclosed or semi - enclosed type and properly balanced. Enclosed Impellers equipped with seal rings on their hubs.</p> <p>COUPLING A suitable coupling arrangement provided with pump set Non Return Valve - Non Return Valve of the suitable size provided above the pump discharge case</p> <p>MOTOR - Rating: 10.00 HP Method of starting = Star - Delta/DOL (as specified) Speed = 3000 (Sync) Frequency = 50 ± 3 % Hz Working Voltage = 380-415 ± 15% V, 03 phase Efficiency = Not less than 90% Class of insulation = F</p> <p>Submersible motor should be water filled water lubricated squirrel cage type having capacity for above pumping parameters and working on 3 phase AC supply ranging from 380 to 415 volts, 50Hz. The motor should be sealed by radial rings to avoid mixing of well water with motor filled water</p> <p>a) The job includes providing and fitting of interlocking arrangement against any failure of coupling. It must be fabricated out of MS strips of suitable size and length</p> <p>b) The job includes providing and fitting of appropriate size MS nipple 2 feet long threaded on one end and welded to same size MS flange of thickness (as per Table-17) at other end for column pipe as per site requirement. The threaded portion should be as per size of pumping out let for proper fixing</p> <p>The job includes providing and fitting of R.I. cloth joints/rubber washers with nuts, bolts and washers for all joints of column pipe. The job also includes lowering of pumping unit in the well then proper testing and commissioning of pumping unit on full load at site.</p> <p>Note: Providing of test certificate & Characteristic Curve of pumping equipment is compulsory and pumping unit is to be approved from the concerned Sub Divisional office before procuring. (Make: KSB/Mather Plate/Kirloskar/Wilo/Falcon)</p>	2.00	Job	85656.57	171313.13
3.00	<p>Fabrication, providing, fitting and lowering of B Class column pipe conforming to IS: 1239 of length 10 Rft into the 200/ 250/300 mm casing dia. production well up to the desired depth; The job includes Providing and welding of flanges conforming to IS 6392, Table-17 and PN 16 to these pipes and welding of flanges in two layers to make the flanged joint strong and leak proof. The pipe of 10 ft length is to be weld on both sides with flanges using welding rod of reputed make. The job includes all types of skilled labours, arrangement of power supply/ diesel Generator set etc required for the job including P/F of suitable size nuts bolts and R.I Gasket in the flanged joints of column pipes.</p> <p>The job further includes cutting of 2 no. rectangular cable slots in each flange. Size : DN 65 Class: B (Medium) (Make: Prakash Surya/Jindal/Tata)</p>	20.00	Job	3920.30	78406.00
4.00	<p>Providing/supplying and fitting of G.I flanged Rising Main at site. The Pipe shall be hot dip Galvanized, class C conforming to IS 1239. The job includes providing and fitting of M.S Flanges conforming to BIS 6392/1997 Table 17 (Rating PN16). The flanges shall be double welded both from inside and outside of the pipe using standard electrode of reputed make.</p> <p>Flanges (as per IS 6392/1997 Table:17) Thickness shall conform to IS 6392 Part 1st Table-17. The flange welding shall be carried out in double layers using reputed make electrodes to form strong welding joint.</p> <p>Welding Electrode DC Arc Welding using welding electrode having diameter not less than 4mm. Nuts and Bolts Nuts and Bolts (conforming to IS:1363 Part 1st) Rubber Insertion Gaskets. Rubber Insertion Gaskets (conforming to IS: 639/79) to be used between flanged joints. The main technical specifications of the pipe are given here under. Size : DN 80 Class: C (Heavy) (Make: Prakash Surya/Jindal/Tata)</p>	60.00	Mtr	1477.58	88654.50
5.00	<p>Earth work in excavation by manual means in trenches for foundation, drains, pipes, cables (not exceeding 1.5 m in width) and for shafts, wells, cesspits and the like not exceeding 10 sqm on plan, including dressing of sides and reaming of bottom lift upto 1.5 m, including getting out excavated earth and disposal of surplus excavated earth as directed.</p> <p>All kinds of soil 01 meter from cutting edge</p>	25.00	Cum	464.81	11620.36
6.00	<p>Filling available excavated earth in trenches, plinth, sides of foundation etc. in layers not exceeding 20 cm in depth, consolidating each deposited layer by reaming and watering, lead upto 50 m and lift upto 1.5m.</p>	10.00	Cum	211.84	2118.36
7.00	<p>Extra for every additional lift of 1.5 m or part thereof in excavation /banking excavated or stacked material in all kinds of soil</p>	12.50	Cum	87.01	1087.66
8.00	<p>Providing and laying of stone soling including manual compaction</p>	6.50	Cum	674.65	4385.22
9.00	<p>Centering and shuttering including strutting, propping etc. and removal of form work for Foundation, footings, bases for columns</p>	30.50	Sqm	278.70	8500.33
10.00	<p>Providing and laying in position cement concrete of specified grade including curing but excluding the cost of centring and shuttering. all work upto plinth level with 1: 2 : 4 mix (1 cement , 2 coarse sand , 4 graded stone aggregate 20 mm nominal size)</p>	20.00	Cum	7304.10	146081.92

Executive Engineer



Annexure 'B' to this Office Allotment Order No. 36 of 07/2023 for WSS Dewa under JIM. ✓

SLNo	Description of Work / Item(s) with Technical Specifications	No. of Qty	Units	Alloted/ Quoted Rate	Amount
11.00	Fabrication, providing and fitting of split type MS clamps 10 mm thick, 2 ft long and 3 inch wide for lowering and holding of pumping unit fitted. The job includes the cost of required size of nuts and bolts Size: 65mm	2.00	Job	1491.51	2983.01
12.00	Fabrication, Providing and fitting of 90-120 degree bend/elbow to be fabricated out of GI pipe and flanged on both ends to make it leak proof. The flanges shall be M.S Flanges conforming to BIS 6392/1997 Table 17 (Rating PN16) and welded on both sides. The job includes nuts, bolts, gaskets etc as per site requirement Size: DN 80, Class: C (Heavy)	5.00	No	2783.02	13915.08
13.00	Providing and fitting of 300mm in length GI reducer bend flanged on both sides, flange conforming to Table 17 (PN16) to be fitted with the column pipe/delivery manifold of submersible pumping unit to join Rising-main and column pipe/delivery manifold. The flange welding shall be carried out in double layers using reputed make electrodes from inside and outside of pipe to form strong welding joint. Size: 80mm-65mm, Class: C	1.00	Job	2430.79	2430.79
14.00	Fabrication, providing and fitting of T-junction out of 1M of pipe with 1ft each arm. The job includes all types of skilled labour, arrangement of power supply/diesel generator set etc required for the job including P/F of table 17 flanges, suitable size nuts, bolts and RI gasket in the flanged joints on three ends. The size of the Tee is given Below Size: 80mm Class: C	1.00	Job	4554.12	4554.12
15.00	Providing and fitting of Ductile Iron double flanged, non-rising spindle soft seated glandless gate/ sluice valves as per IS14845 for regulating the water supply outside the pumping units. The body and bonnet of the valve shall be of ductile iron, wedges with fully vulcanized EPDM rubber (Approved for drinking water) and NBR seal. The Gate/Sluice valve shall be compatible for buried applications and shall be safe to install in both horizontal and vertical positions. It shall have electrostatic epoxy coating (approved for drinking water) both inside and outside of the valve. The valve shall be supplied along with hand wheel. Cost on account of Nuts, bolts, gaskets, etc required for the job is included in the scope of work. The job includes providing and fitting of 02 Nos. M.S flanges (Table flanges) perfectly adaptable to the inbuilt flanges of the valve which shall be fitted with rising main of the pumping unit at appropriate spots as per site requirement. The job includes the cost on account of P/F of nuts, bolts and gasket required for the job. Size: DN 80 PN:1.6/16 (Make: Sigma Flow/Tallis/Kirloskar)/EQUIVALENT	2.00	No.	15419.52	30839.03
16.00	Providing and fitting of Ductile Iron double flanged, Slanted seat swing check valve (NRV) as per IS 5312. The body shall be of ductile cast iron with fully encapsulated vulcanized EPDM rubber (Approved for drinking water). The valve shall be compatible for buried applications and shall be safe to install in both horizontal and vertical positions. It shall have electrostatic epoxy coating (approved for drinking water) both inside and outside of the valve. Cost on account of Nuts, bolts, gaskets, etc required for the job is included in the scope of work. The job includes providing and fitting of 02 Nos. M.S flanges (Table flanges) perfectly adaptable to the inbuilt flanges of the valve which shall be fitted with Rising main of the pumping unit at appropriate spots as per site requirement. The job includes the cost on account of P/F of nuts, bolts and gasket required for the job. Size: 80 mm PN: 1.6/16 (Make: Sigma Flow/Tallis/Kirloskar)/EQUIVALENT	2.00	Job	17401.56	34803.11
17.00	Fabrication of gravel Hooper for proper feeding of gravels to the borewell and platform to bear the load of pumping unit, column pipes etc by way of providing and fitting of Steel work welded in built up sections/framed work, including cutting, hoisting, fixing in position and applying a priming coat of approved steel primer using structural steel etc as required. The job involves following steel details: In stringers, treads, landings etc of stair cases including use of chequered plate wherever required, all complete	206.90	Kg	117.11	24230.37
17.01	In grating, frames, guard bar, ladder, railings, brackets, gates and similar works	468.00	Kg	151.94	71106.28
18.00	Providing and fitting of M.S 4 inch hinges -6 no and M.S handle heavy -8no., Anchor bolts with nuts (M16) of 0.3 m long = 04 No. Metallic strip (350mm×50mm×3mm) = 02 No.	1.00	Job	2487.50	2487.50
19.00	Fabrication of gantry mechanism/CGI shed/ Angle iron bed by way of providing Structural steel in built up sections, trusses and framed work, including cutting, hoisting, fixing in position and applying a priming coat of approved steel primer all complete welded.	789.20	Kg	105.92	83590.29
20.00	Providing, installation and testing of manual type triple spur gear chain pulley block along with monorail geared travelling trolley having following features Gears:- The hoist shall have precision machine case Hardened alloy steel gear mounted on bearings and housed in a dust proof gear box. The lubrication of gears should be of high viscosity and temperature for longer life of gears. Load Chain - The load chain be made of high tensile alloy steel having wear resistance and greatest mobility. The chain should be accurately collaborated, tested and have adequate in built factor of safety for safer operation. Load chain wheel:- the load chain well should be double ball bearing supported and specially designed, perfectly machined wheel providing correct grip of load chain to makes the hoist most safe and reliable against any failure. The main specifications of L.P Block are given below: Make = Indef/Globe/Pull Lift EQUIVALENT Capacity = 2 Ton No. Of load chain falls = 2 or above Min. Height of lift = 6 M	1.00	Job	44250.64	44250.64


 Executive Engineer




Annexure 'B' to this Office Allotment Order No. 36 of 07/2023 for WSS Dewa under JIM.

Sl.No	Description of Work / Item(s) with Technical Specifications	No. of Qty	Units	Alloted/ Quoted Rate	Amount
21.00	Supply, installation, commissioning and creation of pole mounted, outdoor type Electric Sub Station as per the technical specifications given here under - Specifications conforming to IS 1180 (Part 1) 2014 with latest amendments Type HT/LT Transformer Type of cooling ONAN Operating conditions Input =11000 volts Output =433 volts AC supply in 3- phase Terminals Input=3 No HT bush rods with insulators, washer, nuts etc. Output=4 No LT bush rods switch insulators, washers, nuts etc. Core The core shall be of high permeability to reduce core losses and the strips shall be of suitable size and gauge Transformer Coils Suitable number of HT and LT coils in each leg of the core. The transformer coils shall be fabricated out of superior quality aluminum wire/strips, properly wound. The HT transformer is completely filled with suitable grade transformer oil up to required level. The job includes carriage, and all leads and lifts involved The HT transformer shall be of reputed make from an ISO certified company as per relevant standards and a test certificate shall be provided before installation. The transformer shall also be provided with breather fill with silica gel crystals conservator with oil level indicator, explosion vet and adequate radiator fins/ Tubes. The impedance of transformer shall be as per IS 1180 (Part 1) 2014 with latest amendments. NOTE The scope of the work shall include obtaining of necessary inspection/clearance certificate from the concerned department for all the required equipment. The testing and commissioning shall be completed only after obtaining above certificate Rating: 63 KVA HT Transformer, 3 phase (Level 2). (Make: Hightech/JK Tranformer/Chenab/Jehlum).	1.00	Job	171103.19	171103.19
22.00	Providing and fitting G I Channel /Angle/ Flat of sizes including clamps	450.00	Kg	122.39	55073.25
23.00	Supply, Installation, Testing and commissioning of Polymeric Gang operated Air break switch, outdoor type, triple pole, suitable for vertical installation, single break provided with locking arrangement at both ON and OFF position consisting of HT post double insulator, copper or copper alloy high pressure heavy contact assembly, rod with bearings, operating handle and 2 length of 32mm dia. GI pipe conforming to IS 1818 1961, 06 No. of insulators, rated voltage 11KV 200A complete as per IS specs.	2.00	Job	11671.35	23342.70
24.00	Supply, Installation, Testing and commissioning of 11KV polymer fuses Set Horn Gap 3-phase 200 A suitable for vertical installation.	1.00	Job	4958.09	4958.09
25.00	Supply, Installation, Testing and commissioning of Gapless Surge arrester station class, 10KA, 9KV, LA With polymer housing, Station Type.	1.00	Set	7715.23	7715.23
26.00	Supply and fitting of 11 KV polymenc composite pin insulator 12 KV, 5KN, Lighting impulse 75KV Positive, and 80 KV Negative, creepage distance 320 mm	12.00	Job	345.27	4143.18
27.00	Supply, installation, erection of 9 mtrs long H.T pole of specifications ST- 410 (SP-33). The job further includes drilling of holes for installation of various accessories wherever required. The job further includes GI wire earthing of pole as per REC standard.	18.00	No.	20582.57	370486.26
28.00	P/F of Galvanized nuts, bolts of various sizes as per site requirement.	50.00	Kg	141.29	7064.50
29.00	P/F Danger Plate with clamps	18.00	No.	152.24	2740.23
30.00	Providing and fixing G.I Barbed wire for anti climbing	140.00	Kg	135.32	18944.80
31.00	Providing and fixing of anti climbing devices with clamps	18.00	No.	418.90	7540.11
32.00	Providing and fitting of Galvanized stay set with 50 X 8 mm Stay Clamp, Guy insulator (2no.), Anchor plate (200X200X6mm), nuts and bolts, 2 N0- turn buckle, 1.8 m long, 16 mm diameter solid G.I stay rod & 7/3.15 mm dia. G.I stranded wire complete.	2.00	Set	4897.39	9794.78
33.00	Painting of poles with Red oxide	18.00	Lit	304.47	5480.46
34.00	Painting of poles with Aluminum paint	18.00	Lit	507.45	9134.10
35.00	Providing and fitting of ACSR as per IS 398 (part-2) 1996 for 50 sq.mm ACSR (Galvanised steel reinforced) for fitment of various accessories	45.00	Mtr	55.72	2507.40
36.00	Supply, Installation and Testing of 35 Sq mm XLPE Aluminum H.T cable (ABC type) of 11 KV grade with following specs. Size (cross sectional area in sq mm) = 3x35 with reinforced wire Phases: Red, Yellow, Blue (Make: Havells/KEI/Polycab/Finolex/Paramount/Grandly/L&T)	300.00	Mtr	813.91	244173.00
37.00	Providing and fitting of Anchoring clamps comprising clamp body, plastic wedge, steel bill bracket, straps and buckles or nuts and bolts required for holding of 3 - Core, 35 Sq. mm H.T AB Cable.	18.00	Job	454.72	8184.87
38.00	P/F of 11 KV cable termination kit for connecting 35 Sq mm XLPE cable (ABC type) with the existing HT line near tapping point and HT transformer.	4.00	Job	8949.03	35796.12


 Executive Engineer
 WSS Dewa
 2

Annexure 'B' to this Office Allotment Order No. 36 of 07/2023 for WSS Dewa under JJM.

L.No	Description of Work / Item(s) with Technical Specifications	No. of Qty	Units	Allotted/ Quoted Rate	Amount
39.00	<p>Fabrication, Providing and fitting of MUG-18 Modular motor control panel of appropriate size fabricated out of 14 SWG sheet having required openings/vents and protection Class IP-55 & fitted with accessories as under</p> <p>a) Bus bar Chamber The bus bar chamber shall be fitted at the top of the panel horizontally throughout the length. There shall be 3 Nos. of phase bus bar and 1 No neutral bus bar and 1 No earthing bus bar. The bus bars shall be air insulated and made-up of high conductivity COPPER with current density of suitable rating for 100/200 Ampere. All panel compartments shall be provided with suitable cable alley and vertical bus bar alley. Suitable segregation shall be provided in between bus bar chamber and adjoining compartments. The bus bar shall be PVC sleeved with color strips of red, yellow, blue and black and the same be arranged in accordance with IS-375 specs. Electrical clearances shall be maintained between phases, neutral and body as per standards.</p> <p>b) Main Circuit Breaker (Incomer MCCB) Qty = 02 No. of poles = 4 Pole Current Rating = As per requirement. Rated operational voltage = 415 V + 15 % Rated frequency = 50+/-3%Hz Ambient temperature = 40C Ultimate S.C Breaking Cap at (415V AC, 50 Hz) = As per requirement Type of release = Thermal-Magnetic Overload protection = 0.8 - 1 min adjustable Short-circuit protection = 6-10kin adjustable Current rating = As per requirement</p> <p>c) Change over Switch Qty = 01 No Rating = As per requirement Type = Front operated, on load, 4 pole, 400 +15%V, 50 + 3%Hz.</p> <p>d) Motor Back-up Protection MCCB Qty = 2 No No. of poles = 3P Current Rating = As per requirement Rated operational voltage = 415 V +15 % Rated frequency = 50 + 3% Hz Ambient temperature = 40C Ultimate S.C Breaking Cap at (415V AC, 50 Hz) = As per requirement current rating = 200 A</p> <p>b) Submersible starters = Fully automatic star delta/DOL starters. c) Capacity = As per requirement Power Specs = 3 @ 415 + 15% V, 50 + 3 % Hz Relay range = As per requirement. Coil Voltage = 380 v Protection = single phasing, phase Reversal, phase unbalance (55 ± 5 V), Rated insulation voltage = 690V Terminal capacity = 120 Sq. mm with lug Or above Conformity to standard = IS/IES 60947-4-1 Qty = 2 No's</p> <p>e) Auxiliary MCCB for Heating/Lighting: Circuit Breaker = MCCB (Outgoing) Qty = 1 No No. of poles = 4P Current Rating = As per requirement. Rated operational voltage = 415 V + 15 % Ultimate S.C Breaking Cap. at (415V AC, 50 Hz) = As per requirement</p> <p>g) Motor Protection Relay Digital Motor Protection Relay with LCD Display for 3-phase supply with following protections suitable for the Modular Control Panel:- Protections = Thermal Overload with pre-alarm, Short Circuit, Phase Loss, Unbalance, Phase reversal, Under Current, over current, Prolong starting, Locked Rotor, Under voltage, over voltage & Earth fault.</p> <p>h. M-power module for mobile starter for submersible motor 1P/3P 3 wire IVRS Languages – English, Hindi, Suitable Region- North India</p> <p>f) The panel shall be provided with phase indicators (03 NO) and digital ammeter of range 0-60 A, digital voltmeter of range 0-500 V, and digital frequency meter (01 No for each starter). The enclosure of the panel shall be of excellent fit and finish, corrosion resistant and powder coated gliding hinges for smooth and noiseless movement of windows and advanced locking arrangements.</p> <p>MUG 15 Modular Panel Details/Description item wise</p> <p>i) Bus bar size (10 mtr x 02 mtr x 0.003 mtr x) 8960 kg/m3 = 5.38 kgs 100A ii) D-sine MCCB 4 pole (DZ1 160N, 100-160, 50KA) iii) Change over switch Front Operated 100A iv) D sine MCCB 3 pole (DNO 100D, 80-100, 36KA) v) Mug x 2 (15 Mug, 13-22Amp relay) vi) Auxiliary MCCB 63Amp 4 Pole vii) MM 10 of L@T (Motor Protection) Motor Protection viii) Module for mobile stater ix) Meters . (Ammeter & voltmeter) 2No. and Freq Meter x) Indicators LS xi) Over load and Under Voltage Minlec (Change Over & MCCB Make: L&T/Havells/Multi Span)</p>	1.00	Job	177308.01	177308.01


 Executive Engineer


Annexure 'B' to this Office Allotment Order No. 36 of 07/2023 for WSS Dewa under JJM.


Sl.No	Description of Work / Item(s) with Technical Specifications	No. of Qty	Units	Alloted/ Quoted Rate	Amount
40.00	Providing, fitting, testing and commissioning of 30 KVA voltage stabilizer as per specifications below Type of voltage controller: Manually operated copper wound, 3 phase, AC power supply multi step. Type of Regulator: Double plate type with electrolytic copper contacts. Input voltage: 250-400 volts (3 phase) Output voltage: 400 ±10% volts Frequency: 50 ±3 C/S Windings: Electrolytic grade copper of adequate section, vacuum impregnated and Oven dried Insulation: Fiber glass insulations to tested parameters. Cooling: Naturally, Oil cooled Temp. Rise (Max): 30°C above ambient Mounting: On Uni-directional wheels. Correction rate: 30 volts per step Wave form distortion: virtually nil Duty cycle: 100% continuous Enclosure: MS sheet enclosure in pressed CGR Sheet powder coated with radiators. Core laminates: High grade, low eddy loss, grain oriented silicon steel laminations. Load: Three phase induction motor load. Load Amperes (continuous) Overload in 24-hours operation: 10% above continuous Ampere rating. The voltage stabilizer shall have T-oil level indicator gauge preferably glass type tube or otherwise visible to naked eye. The top of the container to have a display panel for housing 02 numbers Digital voltmeters (0-500V) along with 4-way selector switch and set of neon indicators for incoming and outgoing phases (06 No's). Insulating media (T. Oil) of 11 KVA grade to be provided and filled up to top level, with dielectric strength of 5 KV at 4m air gap. The T-Oil of specific grade should be provided in separate barrels and filled at site up to top level. The voltage Stabilizer shall be accepted with manufacturers dully stamped test certificate and shall have name plate with specifications.	1.00	Job	67767.46	67767.46
41.00	Providing and fitting of 3-Core flat, submersible copper cable conforming to IS: 694 (Part 1st) - 1964 & IS: 694 (Part 2nd) - 1964 for Submersible Pumping Unit and other electrical Equipments. The cable connections terminal shall be fitted with copper thimbles of required size. Size: 10 sq.mm (Make: Havells/KEI/Polycab/Finolex/Paramount/Grandly/L&T)	180.00	Mtr	451.73	81311.40
42.00	Providing and Fitting of 2 Core, XLPE, 1.1KV and 11KV grade Armoured Aluminium Cable conforming to IS: 7098 part 1st as service line from the HT transformer to control panel including necessary thimbling, crimping, taping etc. NOTE - The cable terminal ends for connection to switchgear at various requisite points shall be AI. Thimbles of dowel's make and of appropriate size and connected by hydraulic crimp tool only. i) 10sqmm, 2 core LT 1.1 KV (Make: Havells/KEI/Polycab/Finolex/Paramount/Grandly/L&T)	50.00	Mtr	161.19	8059.50
42.01	Providing and Fitting of 3.5 Core, XLPE, 1.1KV and 11KV grade Armoured Aluminium Cable conforming to IS: 7098 part 1st as service line from the HT transformer to control panel including necessary thimbling, crimping, taping etc. NOTE:- The cable terminal ends for connection to switchgear at various requisite points shall be AI. Thimbles of dowel's make and of appropriate size and connected by hydraulic crimp tool only. ii) 50sqmm, 3.5 core LT 1.1 KV (Make: Havells/KEI/Polycab/Finolex/Paramount/Grandly/L&T)	50.00	Mtr	494.52	24725.75
43.00	Providing and Fitting of single-Core, copper pvc insulated Cable, conforming to IS: 694 part 1st for internal connections with crimping, taping etc. NOTE - The cable terminal ends for connection to switchgear at various requisite points shall be copper Thimbled and of appropriate size and connected by hydraulic crimp tool only. Specifications: Single core PVC insulated 25sqmm (Make: Havells/KEI/Polycab/Finolex/Paramount/Grandly/L&T)	75.00	Mtr	392.03	29402.25
44.00	P/I of earthing stabon for substation, LT panel and stabilizer comprising of company fabricated earthing electrode as per IS: 3043. The job includes Auguring of bore of required dia/depth for installation of electrode along with backfill compound mixed with soil and all other items required thereof for achieving the best result. The job includes connecting of electric gadgets through GI strip as per relevant standards. Safe earthing electrode size : 80 mm dia , Length : 2000 mm Back fill compound : 30 kg	4.00	No.	10409.69	41638.76
45.00	Providing, laying & fixing with adhesive/bonding material of insulation rubber mats on the floor of the pump house, covering area around electro-mechanical machinery for safeguarding the life & limb of the workmen due to possible leakage of current & short circuit. The floor surface shall be made good & shall be free from dust, grease, foreign material & moisture free. The mats shall be as per IS 15652:2006 & shall have the following specifications: - Composition: Rubber (synthetic mats for electrical purpose) Thickness: - 2.5mm Size: - 1M wide. The rubber mats shall be accepted with manufacturers test certificate. (Make: Jyoti)	10.00	Mtr	1198.98	11989.75
46.00	Providing and fitting of 19 mm thick multilayered ply sheet of size 6 x 3 feet, 2 nos including cutting, fixing all complete including painting of the play sheet by one coat of primer and two coats of enamel paint	36.00	sft	153.23	5516.28
47.00	a) Providing of good quality bedding for night stay/Shift consisting of: - i) Mattress with warm cover size 6'x3' (6Kg)- 02 No's ii) Quilt with warm cover size 5'x8' (6Kg)- 02 No's iii) Pillows with covers - 02 No's iv) Single bed warm blankets with one sided Fur- 02 No's The filling material for mattress, quilt and pillow shall be of good quality cotton b) The job also includes providing of pressure cooker 5ltr 02 No's, Steel patella (utensil) 5ltrs 02 No's, cooking heater 01 No., room heater 01 No., steel buckets 10 litre capacity 01 No., Plastic bucket 10 litre capacity with Mug 02 No's each, steel glasses 06 No's, steel Plates with large spoons and bowls 03 No's each, Cup and Saucer set (01 No. Set) and, 5kg Gas cylinder with burner/ stove. The job also includes providing of thermo-cool 15'x12' along with excel matting of 15'x12' size. The job also includes providing of unbreakable Plastic Chair table set consisting of chairs 04 No's, extra heavy Table 01 No. The job also includes providing of good quality safety Door locks (03 No's) of Godrej, Link locks.	1.00	Job	39420.91	39420.91
48.00	Providing of solar/ electrical lantern chargeable on both solar & electrical 220v supply.	1.00	Job	1901.45	1901.45

Executive Engineer

Annexure 'B' to this Office Allotment Order No. 36 of 07/2023 for WSS Dewa under JIM.


Sl.No	Description of Work / Item(s) with Technical Specifications	No. of Qty	Units	Alloted/ Quoted Rate	Amount
49.00	Providing of bamboo ladders 18 feet long along with 15 feet long Link rods and HT Glove pair (01 No each)	1.00	Job	7313.25	7313.25
50.00	Providing of 1 KW heat convector for operators for winter season	1.00	Job	1198.98	1198.98
51.00	Providing and fitting of 01 No. angle iron/sheet metal board duly painted showing various specifications of the mechanical and electrical equipments installed at site Size 4'x6' out MS ANGLE OF 40X 40X 5 of 36 ft and MS sheet of 1 mm thick total weight of 50.18 kgs	24.00	Sft	248.75	5970.00
52.00	Providing and fitting of 18" sweep ceiling fan of standard make including the cost of all cables, connections, control system along with the speed regulator with control switches for the power supply	1.00	Job	4477.50	4477.50
53.00	Carriage of sand, stone aggregate by mechanical transport including loading, unloading and stacking (average distance-5km)	20.00	Cum	197.07	3941.39
54.00	Carriage of soling stone by mechanical transport including loading, unloading and stacking (average distance-5km)	6.50	Cum	231.84	1506.99
55.00	Carriage of cement/steel/CGI sheet/GI pipes below 100mm dia and other heavy materials by mechanical transport including loading, unloading and stacking (average distance -25Km)	3.90	Ton	407.15	1587.90
Total In Figures:				2330577.456	
Total in Words: Rupees Twenty-Three Lac, Thirty Thousand, Five Hundred & Seventy-Seven Only.					

Executive Engineer
Jai Shakti (PHE) Mechanical Division
South Awantipora



FORM I
SCHEME WISE LIST OF WORKS



S No.	Name of Water Supply Scheme	Description of Work	District	Esstt. Cost (In Rs.)	Time of Completion	Accord No. & Date	Technical Sanction No. & Date
1.	Dewa	Electro-Mechanical Works	Pulwama	23,42,000/-	45 days	SE/Hyd/Spn/149 of 02/2020-21 Dated: 10/02/2021	T.S. by Exen. EE/JSD/Mech./AWP/JJM/02 of 04/2023 Dated: 12/04/2023.
2.	Ganishibal Hari	Electro-Mechanical Works	Pulwama	30,07,000/-	60 days	SE/Hyd/Spn/79 of 01/2020-21 Dated: 27/01/2021	T.S. by Exen. EE/JSD/Mech./AWP/JJM/01 of 04/2023 Dated: 12/04/2023.
3.	Kewa Malikabad	Electro-Mechanical Works	Anantnag	40,92,000/-	60 days	SE/Hyd/DB/38 of 2020 Dated: 31/08/2020	T.S by S.E. 02-PHE/MCS of 2023 Dated: 07/04/2023
4.	Khan Basti Chukpora	Electro-Mechanical Works	Pulwama	60,05,000/-	75 days	CE/PHE/DB/222 of 06/2021 Dated: 12/06/2021	T.S by S.E. 01-PHE/MCS of 2023 Dated: 07/04/2023
5.	Nilphan	Electro-Mechanical Works	Anantnag	79,25,500/-	90 days	CE/PHE/DB/JJM/338 of 02/2023 Dated: 14/02/2023	(T.S by C.E) CE/PHE/DB/832 of 02/2023 Dated: 17/02/2023 (T.S by S.E) 03-PHE-MCS of 2023 Dated: 07-04-2023
6.	Nunwani Brakpora	Electro-Mechanical Works	Anantnag	42,86,000/-	60 days	CE/PHE/DB/JJM/238 of 08/2022 Dated: 01/08/2022	(T.S by C.E) CE/PHE/DB/87 of 08/2022 Dated: 25/08/2022 (T.S by S.E) 04-PHE-MCS of 2023 Dated: 07-04-2023


 Executive Engineer
 Jal Shakti (PHE) Mechanical Division
 South Awantipora

station and erection of 11KV/33KV feeder line, providing, laying, welding, testing and commissioning of an MS/GMS Rising main with control valves etc.”

For arriving at the cost of similar work, the value of work executed shall be brought to current costing level by enhancing the actual value of work at simple rate of 07% per annum, calculated from the date of completion to the date of bid opening. For a period less than a year but more than six months weightage/escalation for a full year shall be loaded. Similarly, for a period less than six month, no weightage shall be given.

7. Average Annual financial turnover during any three financial years out of the last 05 years, ending 31st March of previous financial year, issued by a registered Chartered Accountant under his seal and signature shall be minimum 30% of the advertised cost.
8. Scanned copy of list of works completed for the last 05 financial years along with the details of Allotment/work order with date of start of work and completion duly self-attested by the authorised signatory of firm. The performance and completion certificate of these works shall be issued by an officer of rank of Executive Engineer or above.
9. Scanned copy of list of on-going works (works in hand) to be completed along with the details of Allotment/work order with date of start of work and current physical status duly self-attested by the authorised signatory of firm.
10. Although no make has been specified in respect of any equipment, the bidder shall furnish QAP/GAD of only those makes which are standard with proven record of satisfactory performance in this Department or any other Government Department in the UT or outside. Thus the bidder shall have to mandatorily furnish a list of makes and technical data for the tendered equipment which the firm intends to supply, in the cover 1st of the bid so that the Department is fully satisfied about the quality of the equipment. (Form X)
11. Scanned copies of Techno Commercial T&C duly accepted/signed/stamped. (FORM VIII)
12. Scanned copy of Bid Security Declaration (e-stamped Notarized) (in case of MSME). {Form IX.}


**Executive Engineer,
PHE Mechanical Division South
Awantipora**


APPENDIX 'A'

PRE-QUALIFICATION AND TECHNICAL BID (Cover 1st)

The cover 1st of the tender document shall consist of pre-qualification criteria, general terms and conditions and technical specifications of the tendered work. The PQC shall consist of SITC of Electro-mechanical equipments.

1. Registration Certificate

- Scanned copy of Registration Certificate of Workshop/SSI Unit/MSME or Electro-Mechanical works issued by Competent Authority or Valid Electrical/Mechanical License. (For Electro-mechanical works)
- 2. Scanned copy of processing fee of Rs 500/= in the shape of Treasury Receipt/e-transfer (Screen shot of transaction) in favor of Executive Engineer, Jal Shakti (PHE) Mechanical Division South Awantipora (Major Head: 0215-PHE), {Form VIII}.
- 3. Scanned copy of Earnest Money Deposit (EMD) @ 02% of the Advertised Cost of each work in the shape of CDR/FDR/BG pledged to Executive Engineer, Jal Shakti (PHE) Mechanical Division South Awantipora.
- 4. Scanned copy of the latest Income tax return certificate.
- 5. Scanned copy GST Registration & GST return in FORM GST-3B of the last quarter.
- 6. Scanned copy of experience certificate of having successfully completed or substantially completed similar works during last **seven** years ending last day of the month, previous to the one in which tenders are invited.

- Three similar completed or substantially completed works each of value not less than 40% of the estimated cost, with capacity equal to 80% or higher of the Advertised equipment (Pumping Equipment).

(Or)

- Two similar completed or substantially completed works each of value not less than 50% of the estimated cost, with capacity equal to 80% or higher of the Advertised equipment (Pumping Equipment).


(Or)

- One similar completed or substantially completed work of value not less than 80% of the estimated cost, with capacity equal to 80% or higher of the Advertised equipment (Pumping Equipment).

The substantial completion shall be based on **80%** (value wise) or more works completed under the contract. The experience certificate (satisfactory performance certificate of works executed) shall have been issued by an officer of the rank not below an Executive Engineer of any Government Department/Semi Government/PSU's.

As the works advertised in the instant NIT is of SITC of electro-mechanical equipments, thus definition of similar work has been fixed as

"SITC of pumping units (horizontal, vertical, submersible, open well) with allied electro-mechanical equipment's like Electric Switch gears, starters, control valves etc., equal to or greater than 80% of advertised equipment (pumping equipment), execution of hydro electric projects, transmission lines, Creation of an electric sub-



General Instructions to Bidders Regarding e-tendering Process


- a. The interested bidder can download the NIT/bidding document from the website www.jktenders.gov.in.
- b. To participate in bidding process, bidders have to get (DSC) "Digital Signature Certificate" as per Information Technology Act-2000, to participate in online bidding. This certificate will be required for digitally signing the bid. Bidders can get above mentioned digital certificate from any approved vendor.
- c. The bidders have to submit their bids online in electronic format with Digital Signature. The bids cannot be uploaded without Digital Signature. No Proposal will be accepted in physical form.
- d. Before submission of online bids, bidders must ensure that scanned copies of all the necessary documents have been attached with the bid.
- e. The department will not be responsible for delay in online submission of bids. All the required information for bid must be filled and submitted online, well before the last date and time of submission.
- f. Bidders should get ready with the scanned copies of cost of documents & EMD as specified in the tender documents the original instruments in respect of cost of documents, EMD and relevant documents be submitted to the Tender Inviting Authority by Speed/Registered post/courier as per time schedule specified.
- g. The details of cost of documents, EMD specified in the tender documents should be the same, as submitted online (scanned copies) otherwise bid will not be accepted.
- h. Bidders can contact the undersigned for any guidance for getting DSC or any other relevant details in respect of e-tendering process.
- i. Bidders are advised to use "**My Documents**" area in their user on jktenders.gov.in, e-tendering portal to store important documents like Experience certificate, Balance sheet, Certificate regarding taxes and TIN, and other related documents etc., and attach these certificates as Non-Statutory documents while submitting their bids.
- j. Bidders are advised not to make any change in BOQ (Bill of Quantities) contents or its name. In no case they should attempt to create similar BOQ manually. The BOQ downloaded should be used for filling the net Percentage rates inclusive of all taxes and it should be saved with the same as it contains.
- k. The guidelines for submission of bid online can be downloaded from the website www.jktenders.gov.in.

9. Director Planning Jal Shakti (PHE) Department, Civil Secretariat, J&K for information please.
10. Technical Advisor Kashmir Jal Jeevan Mission for information.
11. Superintending Engineer, Jal Shakti, PHE Mech. Circle (South), Srinagar for information.
12. Superintending Engineer, Jal Shakti, Hydraulic Circle Anantnag/Kulgam for information.
13. Superintending Engineer, Jal Shakti, Hydraulic Circle Pulwama/Shopian for information.
14. Joint Director Information Department, Srinagar for information. He is requested to get the e-NIT published in two leading local dailies preferably Greater Kashmir & Urdu daily for Kashmir province and one National Daily before its due date.
15. Executive Engineer (JSD) PHE Division, **Awantipora** for information.
16. Executive Engineer (JSD) PHE Division, **Bijbehara** for information.
17. Executive Engineer (JSD) PHE Division, **Qazigund** for information.
18. File Concerned.

[Handwritten signature]

1. Bid documents can be accessed and downloaded from the website www.jktenders.gov.in
2. The pre-bid meeting will be held in the office chamber of the Executive Engineer, Jal Shakti (PHE) Mechanical Division South Awantipora.
3. The whole bidding process shall be completed online on tender portal www.jktenders.gov.in. The intending bidders can download the bid document from the tender portal and can submit their bids by uploading them on the tender portal.
4. The bids received shall be opened online in the office of the Executive Engineer, Jal Shakti (PHE) Mechanical Division South Awantipora.
 - a. Bids must be accompanied by bid security and cost of Tender Document as specified against each item of work.
 - b. **Bid Security** to be pledged in favour of Executive Engineer, Jal Shakti (PHE) Mechanical Division South Awantipora. **Bid Security** will have to be in form of CDR/FDR/BG of any scheduled Bank and shall be valid for a period of 90 days from the last date of submission of bid.
 - c. The cost of tender documents should be in form of TR/e Challan in favour of Executive Engineer, Jal Shakti (PHE) Mechanical Division South Awantipora.
5. The hard copies of cost of tender document in shape of DD/TR/e-Challan, Earnest money in shape of CDR/FDR/BG and other relevant documents shall be obtained from the bidder who is declared as L1 after opening of financial cover.
6. The bid shall remain valid for a period of **90 days** from the last date of submission of bids. If any bidder/tenderer withdraws his bid/tender before the said period or makes any modifications in the terms and conditions of the bid, the said earnest money shall stand forfeited and the bid shall be declared non-responsive.
7. Other details can be seen in the bidding documents from the website www.jktenders.gov.in.
8. Queries by email if any should be made at xenphemechsouthawp@gmail.com.

No: JSD/MDSA/128-44
Dated: 13/04/2023


Executive Engineer,
PHE Mechanical Division,
South Awantipora

Copy to the: -

1. Principal Secretary, Jal Shakti (PHE/I&FC) Department, Civil Secretariat, J&K for information please.
2. Development Commissioner works, Civil Secretariat, J&K for information please.
3. Mission Director, Jal Jeevan Mission Jammu & Kashmir Civil Secretariat for information please.
4. Chief Engineer Jal Shakti (PHE) Department Kashmir, Srinagar for information please.
5. Chief Engineer, Designs Inspections & Quality Control Department, J&K for information please.
6. District Development Commissioner Anantnag for information please.
7. District Development Commissioner Pulwama for information please.
8. Director Finance Jal Shakti (PHE) Department, Civil Secretariat, J&K for information please.

**UNION TERRITORY OF JAMMU AND KASHMIR,
OFFICE OF THE EXECUTIVE ENGINEER JAL SHAKTI (PHE) MECHANICAL
DIVISION SOUTH AWANTIPORA**



NOTICE INVITING TENDER

e-NIT No. 03 of 2023-24 Dated: 13-04-2023

For and on behalf of Lt. Governor of UT of J&K, Executive Engineer Jal Shakti (E) Mechanical Division South (Awantipora), invites e-tenders from reputed and successful Bidders/ Firms/Companies/ Consortiums between bidder/firm and financier **of all classes** registered in JKPWD/CPWD/Railways or any other state government for **"Supply, Installation, Testing & Commissioning of electro-mechanical equipments at various water supply schemes of Jal Shakti (PHE) Mechanical Division South Awantipora"**. The bidding process shall be completed online on www.jktenders.gov.in in two covers viz. **Cover 1st** consisting of Pre-qualification Criteria, General Terms and Conditions and Technical Specifications and **Cover 2nd** shall consist of Financial Bid on percentage basis, in the prescribed BOQ.

Particulars of the work	Esttd. Cost (Lacs)	Tender fee (in Rs)	Earnest money Deposit	Bid Validity	Time of Completion of work
2	3	4	5	6	7
Supply, installation, testing and commissioning of electro-mechanical equipments at various water supply schemes of Jal Shakti (PHE) Mechanical Division South Awantipora.	Work/Scheme wise details given in Form-I of Tender Document	Rs. 500/- for each work	02% of the estimate cost of each work	90 days	As indicate against each item in Form-I of Tender Document

Programme/Position of funds: Approved Under Jal Jeevan Mission (JJM)

The tender inviting authority is Executive Engineer, Jal Shakti (PHE) Mechanical Division South Awantipora.

The awarding authority is District Jal Jeevan Mission (DJJM).

Critical Dates:

I	Publish Date on Tender Portal	13-04-2023 (01:00 pm)
II	Document Download/sale start Date	13-04-2023 (01:00 pm)
III	Date of Pre-bid meeting	19-04-2023 (11:00 am)
IV	Bid submission start date	13-04-2023 (01:00 pm)
V	Document Download/sale end Date	01-05-2023 (04:00 pm)
VI	Bid submission end date	01-05-2023 (04:00 pm)
VII	Date and time of Bid opening	02-05-2023 (01:00 pm)